

Hydrazine VACUettes®

0 - 500 ppm

Test Procedure

1. Fill the dilutor snapper cup to the **top edge** with **hydrazine free water**.
2. Fill the micro-test tube approximately halfway with **your sample** (fig 1).
3. Make sure that the VACUette tip is firmly attached to the ampoule tip.
4. Holding the VACUette almost horizontally, touch the tip to the contents of the micro-test tube (fig 1).
NOTE: The capillary tip will fill completely with sample.
5. Place the VACUette in the dilutor snapper cup and snap the tip (fig 2). The ampoule will fill leaving a bubble to facilitate mixing.
6. Mix the contents of the ampoule by inverting it several times, allowing the bubble to travel from end to end. Dry the exterior of the ampoule and wait **10 minutes** for color development.
7. Place the VACUette ampoule, flat end down-ward into the center tube of the comparator. Direct the top of the comparator up toward a bright source of light while viewing from the bottom. Rotate the comparator until the color standard below the ampoule shows the closest match (fig 3). If the color of the VACUette ampoule is between two color standards, a concentration estimate can be made.

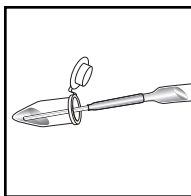


Figure 1

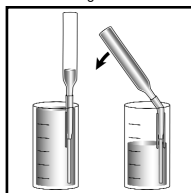


Figure 2




Figure 3

Test Method

The Hydrazine VACUettes®¹ test method employs the PDMAB chemistry.^{2,3} In an acidic solution, hydrazine reacts with PDMAB (p-dimethylaminobenzaldehyde) to form a yellow colored complex in direct proportion to the hydrazine concentration. Results are expressed in ppm (mg/Liter) N₂H₄.

1. VACUettes is a registered trademark of CHEMetrics, Inc. U.S. Patent Nos. 4,537,747 & 4,596,780
2. L. C. Thomas and G. J. Chamberlin, Colorimetric Chemical Analytical Methods. 8th ed., p. 195, method I (1974)
3. ASTM D 1385 - 01, Hydrazine in Water

Safety Information

Read MSDS before performing this test procedure. Wear safety glasses.

Reorder Information

Cat. No.

<i>Test Kit, complete</i>	<i>K-5005C</i>
<i>Refill, 30 VACUette ampoules</i>	<i>R-5005C</i>
<i>Dilutor Snapper Cup, 25 mL, package of six</i>	<i>A-0018</i>
<i>Micro-Test Tube, package of ten</i>	<i>A-0015</i>
<i>Comparator, 0-500 ppm</i>	<i>C-5005C</i>

CHEMetrics, Inc., 4295 Catlett Road, Calverton, VA 20138-0214 U.S.A.
Phone: (800) 356-3072; Fax: (540) 788-4856; E-Mail: orders@chemetrics.com
www.chemetrics.com Apr. 06, Rev. 4