

Peroxide VACUettes®

0 - 1200 & 1200 - 12,000 ppm

Test Procedure

1. Fill the dilutor snapper cup to the **top edge** with **hydrogen peroxide free water**.
2. Fill the micro-test tube approximately halfway with **your sample** (fig 1).
3. Make sure that the VACUette tip is firmly attached to the ampoule tip.
4. Holding the VACUette almost horizontally, touch the tip to the contents of the micro-test tube (fig 2).

NOTE: The capillary tip will fill completely with sample.

5. Place the VACUette in the dilutor snapper cup and snap the tip (fig 2). The ampoule will fill leaving a bubble to facilitate mixing.
6. Mix the contents of the ampoule by inverting it several times, allowing the bubble to travel from end to end. Dry the exterior of the ampoule. Test results should be obtained within **1 minute** after snapping the ampoule tip.

7. Use the appropriate comparator to determine the level of hydrogen peroxide in the sample. If the color of the VACUette ampoule is between two color standards, a concentration estimate can be made.

- a. Place the VACUette ampoule, flat end downward into the center tube of the low range comparator. Direct the top of the comparator up toward a bright source of light while viewing from the bottom. Rotate the comparator until the color standard below the ampoule shows the closest match (fig 3).

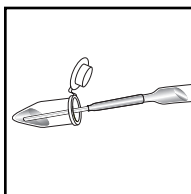


Figure 1

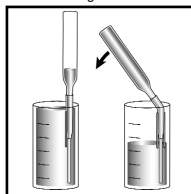


Figure 2




Figure 3

- b. Hold the high range comparator in a nearly horizontal position while standing directly beneath a bright source of light. Place the VACUette ampoule between the color standards moving it from left to right along the comparator until the best color match is found (fig 4).

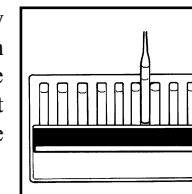


Figure 4

Test Method

The Peroxide VACUettes®¹ test method employs the ferric thiocyanate chemistry.² In an acidic solution, hydrogen peroxide oxidizes ferrous iron. The resulting ferric iron reacts with ammonium thiocyanate to form ferric thiocyanate, a red-orange colored complex, in direct proportion to the hydrogen peroxide concentration. Results are expressed in ppm (mg/Liter) H₂O₂. Various oxidizing agents such as ozone, ferric ions and cupric ions will produce high test results.

1. VACUettes is a registered trademark of CHEMetrics, Inc. U.S. Patent Nos. 4,537,747 & 4,596,780
2. D. F. Boltz and J. A. Howell, eds., Colorimetric Determination of Nonmetals, 2nd ed., Vol. 8, p. 304 (1978)

Safety Information

Read MSDS before performing this test procedure. Wear safety glasses.

Reorder Information

Cat. No.

<i>Test Kit, complete</i>	<i>K-5510C</i>
<i>Refill, 30 VACUette ampoules</i>	<i>R-5510C</i>
<i>Dilutor Snapper Cup, 25 mL, package of six</i>	<i>A-0018</i>
<i>Micro-Test Tube, package of ten</i>	<i>A-0015</i>
<i>Comparator, 0-1200 ppm</i>	<i>C-5501C</i>
<i>Comparator, 1200-12,000 ppm</i>	<i>C-5510C</i>

CHEMetrics, Inc., 4295 Cullett Road, Calverton, VA 20138-0214 U.S.A.

Phone: (800) 356-3072; Fax: (540) 788-4856; E-Mail: orders@chemetrics.com

www.chemetrics.com

Jan. 07, Rev. 4