

Nitrate Vacu-vials® Kit

K-6903: 0.20 - 1.50 ppm N

K-6923: 0.40 - 3.00 ppm N

K-6933: 5.0 - 50.0 ppm NO₃

Instrument Set-up

For CHEMetrics photometers, follow the instrument specific **Setup and Measurement Procedures** in the Operator's manual. For spectrophotometers capable of accepting a 13 mm diameter round cell, follow the manufacturer's specifications to set the wavelength to 520 nm and to use the ZERO ampoule supplied with this test kit to zero the instrument.

Safety Information

Read MSDS before performing this test procedure. Wear safety glasses and disposable gloves.

Sample Preparation for K-6933 Only

Using the syringe, measure and dispense 2 mL of the sample to be tested into the reaction tube. Dilute to the 15 mL mark with distilled water. Perform the test procedure below beginning with Step 2.

Test Procedure

1. Fill the **reaction tube** (green screw cap tube) to the 15 mL mark with the sample to be tested.
2. Empty the contents of one Cadmium Foil Pack into the reaction tube (fig 1). Cap the reaction tube and shake it vigorously for exactly **3 minutes**. Allow the sample to sit undisturbed for **2 minutes**.
3. Pour 10 mL of the treated sample into the empty **25 mL sample cup** (fig 2), being careful not to transfer any cadmium particles to the sample cup.

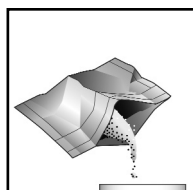


Figure 1

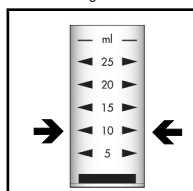


Figure 2

4. Place the Vacu-vial ampoule in the sample cup. Snap the tip by pressing the ampoule against the side of the cup. The ampoule will fill leaving a small bubble to facilitate mixing (fig 3).

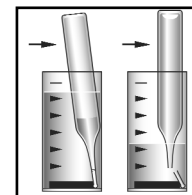


Figure 3

5. Mix the contents of the ampoule by inverting it several times, allowing the bubble to travel from end to end. Dry the ampoule and wait **10 minutes** for color development.
6. Read the Vacu-vial ampoule in your photometer. If applicable, use the calibration table to obtain test results. Accuracy may be compromised if test results are outside the stated test ranges.

Test Method

The Nitrate Vacu-vials®¹ test kit employs the cadmium reduction method.^{2,3,4} Nitrate is reduced to nitrite in the presence of cadmium. In an acidic solution, the nitrite diazotizes with a primary aromatic amine and then couples with another organic molecule to produce a highly colored azo dye. The resulting pink-orange color is proportional to the nitrate concentration. For K-6903 and K-6923, results are expressed in ppm (mg/Liter) nitrate-nitrogen, NO₃-N. For K-6933, results are expressed in ppm (mg/Liter) nitrate, NO₃.

Samples containing nitrite will give erroneous, high test results. Samples containing in excess of 2000 ppm chloride will give low test results. Certain metals, chlorine, oil and grease will also give low test results.

1. Vacu-vials is a registered trademark of CHEMetrics, Inc. U.S. Patent No. 3,634,038
2. APHA Standard Methods, 20th ed., p. 4-117, method 4500-NO₃⁻E (1998)
3. ASTM D 3867 - 04, Nitrite-Nitrate in Water, Test Method B
4. EPA Methods for Chemical Analysis of Water and Wastes, method 353.3 (1983)

CHEMetrics, Inc., 4295 Catlett Road, Calverton, VA 20138-0214 U.S.A.
Phone: (800) 356-3072; Fax: (540) 788-4856; E-Mail: orders@chemetrics.com
www.chemetrics.com

Dec. 08, Rev 12