

Scroll down for all Safety Data Sheets (SDS) for this product.

Total Enclosures: 4



Cover Page for Safety Data Sheet

Thank you for choosing CHEMetrics, Inc. We appreciate your business. In order to best serve your needs for accurate and complete Safety Data, we offer the following information as supplemental to the attached SDS.

SDS No.: R1402

Version No.: 1.1

Product Name: Ammonia CHEMets® & VACUettes® Refills and Ammonia Vacu-vials® Ampoules

Part Nos.: R-1402, R-1402B, R-1402D, K-1413 Ampoules

Product Descriptions:

CHEMets Refills: Sealed glass ampoules, 7 mm OD, for visual colorimetric water analysis. Each CHEMet™ ampoule contains approximately 0.3 mL of liquid reagent sealed under vacuum. Refills contain 30 ampoules, test kits contain 1 refill.

VACUettes Refills: Sealed glass ampoules, 7 mm OD, with small glass capillary attached, for visual colorimetric water analysis. Each VACUette™ ampoule contains approximately 0.3 mL of liquid reagent sealed under vacuum. Refills contain 30 ampoules, test kits contain 1 refill.

Vacu-vials Ampoules: Sealed glass ampoules, 13 mm OD, for instrumental colorimetric water analysis. Each Vacu-vial™ ampoule contains approximately 1 mL of liquid reagent sealed under vacuum. Test kits contain 30 ampoules.

Addendum to Section 14 Transport Information:

Shipping container markings and labels for this product, as received, may vary from the contents of section 14 of the SDS for one or both of the following reasons:

- CHEMetrics has packaged this product as Dangerous Goods in Excepted Quantities according to IATA, US DOT, and IMDG regulations.
- CHEMetrics has packaged this product as part of a test kit or reagent set composed of various chemical reagents and elected to ship as UN 3316 Chemical Kit, Hazard Class 9, Packing Group II or III.

In case of reshipment, it is the responsibility of the shipper to determine appropriate labels and markings in accordance with applicable transportation regulations.

Additional Information:

- "Print Date" = Revision Date (expressed as DD/MM/YYYY)
- Test kits and reagents sets may contain additional chemical reagents. See separate SDS(s).

CHEMets®, VACUettes®, Vacu-vials®, and Titrets® are registered trademarks of CHEMetrics Inc.



Ammonia CHEMets & VACUettes Refills and Ammonia Vacu-vials Ampoules

CHEMetrics, Inc.

Chemwatch: 9-386304
SDS No: R1402
Version No: 1.1
Safety Data Sheet according to OSHA HazCom Standard (2012) requirements

Chemwatch Hazard Alert Code:

Issue Date: 25/04/2017
Print Date: 25/04/2017
Initial Date: 14/04/2017
S.GHS.U.S.A.EN

SECTION 1 IDENTIFICATION OF THE SUBSTANCE / MIXTURE AND OF THE COMPANY / UNDERTAKING

Product Identifier

Product name	Ammonia CHEMets & VACUettes Refills and Ammonia Vacu-vials Ampoules
Synonyms	Part Nos.: R-1402, R-1402B, R-1402D, K-1413 Ampoules
Proper shipping name	Not Applicable
Chemical formula	Not Applicable
Other means of identification	Not Available
CAS number	Not Applicable

Relevant identified uses of the substance or mixture and uses advised against

Relevant identified uses	Component of water analysis test kits K-1413, K-1420, K-1420B, K-1420D
--------------------------	--

Details of the supplier of the safety data sheet

Registered company name	CHEMetrics, Inc.
Address	4295 Catlett Road, Midland, VA. 22728 United States
Telephone	1-540-788-9026
Fax	1-540-788-4856
Website	www.chemetrics.com
Email	technical@chemetrics.com

Emergency telephone number

Association / Organisation	ChemTel Inc.
Emergency telephone numbers	1-800-255-3924
Other emergency telephone numbers	+01-813-248-0585

SECTION 2 HAZARDS IDENTIFICATION

Classification of the substance or mixture

Classification	Skin Sensitizer Category 1, Eye Irritation Category 2A, Skin Corrosion/Irritation Category 2
----------------	--

Label elements

GHS label elements	
--------------------	--

SIGNAL WORD	WARNING
-------------	----------------

Hazard statement(s)

H317	May cause an allergic skin reaction.
H319	Causes serious eye irritation.
H315	Causes skin irritation.

Precautionary statement(s) Prevention

P101	If medical advice is needed, have product container or label at hand.
P102	Keep out of reach of children.
P103	Read label before use.

Continued...

Ammonia CHEMets & VACUettes Refills and Ammonia Vacu-vials Ampoules

P280	Wear protective gloves/protective clothing/eye protection/face protection.
P261	Avoid breathing mist/vapours/spray.

Precautionary statement(s) Response

P362	Take off contaminated clothing and wash before reuse.
P302+P352	IF ON SKIN: Wash with plenty of soap and water.
P305+P351+P338	IF IN EYES: Rinse cautiously with water for several minutes. Remove contact lenses, if present and easy to do. Continue rinsing.
P333+P313	If skin irritation or rash occurs: Get medical advice/attention.
P337+P313	If eye irritation persists: Get medical advice/attention.

Precautionary statement(s) Storage

Not Applicable

Precautionary statement(s) Disposal

P501	Dispose of contents/container in accordance with local regulations.
------	---

SECTION 3 COMPOSITION / INFORMATION ON INGREDIENTS

Substances

See section below for composition of Mixtures

Mixtures

CAS No	%[weight]	Name
90-01-7	0.1	<u>2-hydroxybenzyl alcohol</u>
5949-29-1	<1	<u>citric acid, monohydrate</u>
6381-59-5	1	<u>potassium sodium tartrate</u>
7732-18-5	>97	<u>water</u>

SECTION 4 FIRST AID MEASURES

Description of first aid measures

Eye Contact	<p>If this product comes in contact with the eyes:</p> <ul style="list-style-type: none"> ▶ Wash out immediately with fresh running water. ▶ Ensure complete irrigation of the eye by keeping eyelids apart and away from eye and moving the eyelids by occasionally lifting the upper and lower lids. ▶ Seek medical attention without delay; if pain persists or recurs seek medical attention. ▶ Removal of contact lenses after an eye injury should only be undertaken by skilled personnel.
Skin Contact	<p>If skin contact occurs:</p> <ul style="list-style-type: none"> ▶ Immediately remove all contaminated clothing, including footwear. ▶ Flush skin and hair with running water (and soap if available). ▶ Seek medical attention in event of irritation.
Inhalation	<ul style="list-style-type: none"> ▶ If fumes or combustion products are inhaled remove from contaminated area. ▶ Lay patient down. Keep warm and rested. ▶ Prosthesis such as false teeth, which may block airway, should be removed, where possible, prior to initiating first aid procedures. ▶ Apply artificial respiration if not breathing, preferably with a demand valve resuscitator, bag-valve mask device, or pocket mask as trained. Perform CPR if necessary. ▶ Transport to hospital, or doctor, without delay.
Ingestion	<ul style="list-style-type: none"> ▶ Immediately give a glass of water. ▶ First aid is not generally required. If in doubt, contact a Poisons Information Centre or a doctor.

Most important symptoms and effects, both acute and delayed

	See Section 11
--	----------------

Indication of any immediate medical attention and special treatment needed

Treat symptomatically.

Metabolism of amide-type anaesthetics occurs in the liver and in some cases in the kidney. Because these undergo extensive and rapid hepatic metabolism, only about 1/3 of an oral dose reaches the systemic circulation.

SECTION 5 FIREFIGHTING MEASURES

Extinguishing media

	<ul style="list-style-type: none"> ▶ There is no restriction on the type of extinguisher which may be used. ▶ Use extinguishing media suitable for surrounding area.
--	--

Special hazards arising from the substrate or mixture

Fire Incompatibility	None known.
----------------------	-------------

Advice for firefighters

Fire Fighting	<ul style="list-style-type: none"> ▶ Alert Fire Brigade and tell them location and nature of hazard. ▶ Wear breathing apparatus plus protective gloves in the event of a fire. ▶ Prevent, by any means available, spillage from entering drains or water courses.
---------------	--

Ammonia CHEMets & VACUettes Refills and Ammonia Vacu-vials Ampoules

	<ul style="list-style-type: none"> ▶ Use fire fighting procedures suitable for surrounding area. ▶ DO NOT approach containers suspected to be hot. ▶ Cool fire exposed containers with water spray from a protected location. ▶ If safe to do so, remove containers from path of fire. ▶ Equipment should be thoroughly decontaminated after use.
Fire/Explosion Hazard	<ul style="list-style-type: none"> ▶ Non combustible. ▶ Not considered a significant fire risk, however containers may burn. May emit poisonous fumes. May emit corrosive fumes.

SECTION 6 ACCIDENTAL RELEASE MEASURES

Personal precautions, protective equipment and emergency procedures

Minor Spills	<ul style="list-style-type: none"> ▶ Clean up all spills immediately. ▶ Avoid breathing vapours and contact with skin and eyes. ▶ Control personal contact with the substance, by using protective equipment. ▶ Contain and absorb spill with sand, earth, inert material or vermiculite. ▶ Wipe up. ▶ Place in a suitable, labelled container for waste disposal.
Major Spills	Moderate hazard. <ul style="list-style-type: none"> ▶ Clear area of personnel and move upwind. ▶ Alert Fire Brigade and tell them location and nature of hazard. ▶ Wear breathing apparatus plus protective gloves. ▶ Prevent, by any means available, spillage from entering drains or water course. ▶ Stop leak if safe to do so. ▶ Contain spill with sand, earth or vermiculite. ▶ Collect recoverable product into labelled containers for recycling. ▶ Neutralise/decontaminate residue (see Section 13 for specific agent). ▶ Collect solid residues and seal in labelled drums for disposal. ▶ Wash area and prevent runoff into drains. ▶ After clean up operations, decontaminate and launder all protective clothing and equipment before storing and re-using. ▶ If contamination of drains or waterways occurs, advise emergency services.
	Personal Protective Equipment advice is contained in Section 8 of the SDS.

SECTION 7 HANDLING AND STORAGE

Precautions for safe handling

Safe handling	<ul style="list-style-type: none"> ▶ Avoid all personal contact, including inhalation. ▶ Wear protective clothing when risk of exposure occurs. ▶ Use in a well-ventilated area. ▶ Prevent concentration in hollows and sumps. ▶ DO NOT enter confined spaces until atmosphere has been checked. ▶ DO NOT allow material to contact humans, exposed food or food utensils. ▶ Avoid contact with incompatible materials. ▶ When handling, DO NOT eat, drink or smoke. ▶ Keep containers securely sealed when not in use. ▶ Avoid physical damage to containers. ▶ Always wash hands with soap and water after handling. ▶ Work clothes should be laundered separately. Launder contaminated clothing before re-use. ▶ Use good occupational work practice. ▶ Atmosphere should be regularly checked against established exposure standards to ensure safe working conditions are maintained. ▶ DO NOT allow clothing wet with material to stay in contact with skin ▶ Wear impact- and splash-resistant eyewear. Break the ampoule tip only when it is completely immersed in sample. Breaking the tip in air may cause the glass ampoule to shatter.
Other information	For optimum analytical performance, store in the dark and at room temperature.

Conditions for safe storage, including any incompatibilities

Suitable container	<ul style="list-style-type: none"> ▶ Polyethylene or polypropylene container. ▶ Packing as recommended by manufacturer. ▶ Check all containers are clearly labelled and free from leaks.
Storage incompatibility	None known

PACKAGE MATERIAL INCOMPATIBILITIES

Not Available

SECTION 8 EXPOSURE CONTROLS / PERSONAL PROTECTION

Control parameters

OCCUPATIONAL EXPOSURE LIMITS (OEL)

INGREDIENT DATA

Not Available

EMERGENCY LIMITS


Ingredient	Material name	TEEL-1	TEEL-2	TEEL-3
potassium sodium tartrate	Sodium potassium tartrate; (Potassium sodium tartrate)	9 mg/m3	99 mg/m3	590 mg/m3
potassium sodium tartrate	Sodium potassium tartrate tetrahydrate	9 mg/m3	99 mg/m3	590 mg/m3

Continued...

Ammonia CHEMets & VACUettes Refills and Ammonia Vacu-vials Ampoules

Ingredient	Original IDLH	Revised IDLH
2-hydroxybenzyl alcohol	Not Available	Not Available
citric acid, monohydrate	Not Available	Not Available
potassium sodium tartrate	Not Available	Not Available
water	Not Available	Not Available

Exposure controls

<p>Appropriate engineering controls</p>	<p>Engineering controls are used to remove a hazard or place a barrier between the worker and the hazard. Well-designed engineering controls can be highly effective in protecting workers and will typically be independent of worker interactions to provide this high level of protection.</p> <p>The basic types of engineering controls are:</p> <p>Process controls which involve changing the way a job activity or process is done to reduce the risk.</p> <p>Enclosure and/or isolation of emission source which keeps a selected hazard "physically" away from the worker and ventilation that strategically "adds" and "removes" air in the work environment. Ventilation can remove or dilute an air contaminant if designed properly. The design of a ventilation system must match the particular process and chemical or contaminant in use.</p> <p>Employers may need to use multiple types of controls to prevent employee overexposure.</p> <p>General exhaust is adequate under normal operating conditions. Local exhaust ventilation may be required in special circumstances. If risk of overexposure exists, wear approved respirator. Supplied-air type respirator may be required in special circumstances. Correct fit is essential to ensure adequate protection. Provide adequate ventilation in warehouses and enclosed storage areas. Air contaminants generated in the workplace possess varying "escape" velocities which, in turn, determine the "capture velocities" of fresh circulating air required to effectively remove the contaminant.</p> <table border="1" data-bbox="359 739 1484 996"> <thead> <tr> <th>Type of Contaminant:</th> <th>Air Speed:</th> </tr> </thead> <tbody> <tr> <td>solvent, vapours, degreasing etc., evaporating from tank (in still air).</td> <td>0.25-0.5 m/s (50-100 f/min)</td> </tr> <tr> <td>aerosols, fumes from pouring operations, intermittent container filling, low speed conveyer transfers, welding, spray drift, plating acid fumes, pickling (released at low velocity into zone of active generation)</td> <td>0.5-1 m/s (100-200 f/min.)</td> </tr> <tr> <td>direct spray, spray painting in shallow booths, drum filling, conveyer loading, crusher dusts, gas discharge (active generation into zone of rapid air motion)</td> <td>1-2.5 m/s (200-500 f/min.)</td> </tr> <tr> <td>grinding, abrasive blasting, tumbling, high speed wheel generated dusts (released at high initial velocity into zone of very high rapid air motion)</td> <td>2.5-10 m/s (500-2000 f/min.)</td> </tr> </tbody> </table> <p>Within each range the appropriate value depends on:</p> <table border="1" data-bbox="359 1052 1484 1220"> <thead> <tr> <th>Lower end of the range</th> <th>Upper end of the range</th> </tr> </thead> <tbody> <tr> <td>1: Room air currents minimal or favourable to capture</td> <td>1: Disturbing room air currents</td> </tr> <tr> <td>2: Contaminants of low toxicity or of nuisance value only.</td> <td>2: Contaminants of high toxicity</td> </tr> <tr> <td>3: Intermittent, low production.</td> <td>3: High production, heavy use</td> </tr> <tr> <td>4: Large hood or large air mass in motion</td> <td>4: Small hood-local control only</td> </tr> </tbody> </table> <p>Simple theory shows that air velocity falls rapidly with distance away from the opening of a simple extraction pipe. Velocity generally decreases with the square of distance from the extraction point (in simple cases). Therefore the air speed at the extraction point should be adjusted, accordingly, after reference to distance from the contaminating source. The air velocity at the extraction fan, for example, should be a minimum of 1-2 m/s (200-400 f/min) for extraction of solvents generated in a tank 2 meters distant from the extraction point. Other mechanical considerations, producing performance deficits within the extraction apparatus, make it essential that theoretical air velocities are multiplied by factors of 10 or more when extraction systems are installed or used.</p>	Type of Contaminant:	Air Speed:	solvent, vapours, degreasing etc., evaporating from tank (in still air).	0.25-0.5 m/s (50-100 f/min)	aerosols, fumes from pouring operations, intermittent container filling, low speed conveyer transfers, welding, spray drift, plating acid fumes, pickling (released at low velocity into zone of active generation)	0.5-1 m/s (100-200 f/min.)	direct spray, spray painting in shallow booths, drum filling, conveyer loading, crusher dusts, gas discharge (active generation into zone of rapid air motion)	1-2.5 m/s (200-500 f/min.)	grinding, abrasive blasting, tumbling, high speed wheel generated dusts (released at high initial velocity into zone of very high rapid air motion)	2.5-10 m/s (500-2000 f/min.)	Lower end of the range	Upper end of the range	1: Room air currents minimal or favourable to capture	1: Disturbing room air currents	2: Contaminants of low toxicity or of nuisance value only.	2: Contaminants of high toxicity	3: Intermittent, low production.	3: High production, heavy use	4: Large hood or large air mass in motion	4: Small hood-local control only
Type of Contaminant:	Air Speed:																				
solvent, vapours, degreasing etc., evaporating from tank (in still air).	0.25-0.5 m/s (50-100 f/min)																				
aerosols, fumes from pouring operations, intermittent container filling, low speed conveyer transfers, welding, spray drift, plating acid fumes, pickling (released at low velocity into zone of active generation)	0.5-1 m/s (100-200 f/min.)																				
direct spray, spray painting in shallow booths, drum filling, conveyer loading, crusher dusts, gas discharge (active generation into zone of rapid air motion)	1-2.5 m/s (200-500 f/min.)																				
grinding, abrasive blasting, tumbling, high speed wheel generated dusts (released at high initial velocity into zone of very high rapid air motion)	2.5-10 m/s (500-2000 f/min.)																				
Lower end of the range	Upper end of the range																				
1: Room air currents minimal or favourable to capture	1: Disturbing room air currents																				
2: Contaminants of low toxicity or of nuisance value only.	2: Contaminants of high toxicity																				
3: Intermittent, low production.	3: High production, heavy use																				
4: Large hood or large air mass in motion	4: Small hood-local control only																				
<p>Personal protection</p>																					
<p>Eye and face protection</p>	<ul style="list-style-type: none"> ▶ Safety glasses with side shields. ▶ Chemical goggles. ▶ Contact lenses may pose a special hazard; soft contact lenses may absorb and concentrate irritants. A written policy document, describing the wearing of lenses or restrictions on use, should be created for each workplace or task. This should include a review of lens absorption and adsorption for the class of chemicals in use and an account of injury experience. Medical and first-aid personnel should be trained in their removal and suitable equipment should be readily available. In the event of chemical exposure, begin eye irrigation immediately and remove contact lens as soon as practicable. Lens should be removed at the first signs of eye redness or irritation - lens should be removed in a clean environment only after workers have washed hands thoroughly. [CDC NIOSH Current Intelligence Bulletin 59], [AS/NZS 1336 or national equivalent] 																				
<p>Skin protection</p>	<p>See Hand protection below</p>																				
<p>Hands/feet protection</p>	<ul style="list-style-type: none"> ▶ Wear chemical protective gloves, e.g. PVC. ▶ Wear safety footwear or safety gumboots, e.g. Rubber <p>NOTE:</p> <ul style="list-style-type: none"> ▶ The material may produce skin sensitisation in predisposed individuals. Care must be taken, when removing gloves and other protective equipment, to avoid all possible skin contact. ▶ Contaminated leather items, such as shoes, belts and watch-bands should be removed and destroyed. <p>The selection of suitable gloves does not only depend on the material, but also on further marks of quality which vary from manufacturer to manufacturer. Where the chemical is a preparation of several substances, the resistance of the glove material can not be calculated in advance and has therefore to be checked prior to the application.</p> <p>The exact break through time for substances has to be obtained from the manufacturer of the protective gloves and has to be observed when making a final choice.</p> <p>Personal hygiene is a key element of effective hand care. Gloves must only be worn on clean hands. After using gloves, hands should be washed and dried thoroughly. Application of a non-perfumed moisturizer is recommended.</p> <p>Suitability and durability of glove type is dependent on usage. Important factors in the selection of gloves include:</p> <ul style="list-style-type: none"> • frequency and duration of contact, • chemical resistance of glove material, • glove thickness and • dexterity <p>Select gloves tested to a relevant standard (e.g. Europe EN 374, US F739, AS/NZS 2161.1 or national equivalent).</p>																				

Ammonia CHEMets & VACUettes Refills and Ammonia Vacu-vials Ampoules

	<ul style="list-style-type: none"> When prolonged or frequently repeated contact may occur, a glove with a protection class of 5 or higher (breakthrough time greater than 240 minutes according to EN 374, AS/NZS 2161.10.1 or national equivalent) is recommended. When only brief contact is expected, a glove with a protection class of 3 or higher (breakthrough time greater than 60 minutes according to EN 374, AS/NZS 2161.10.1 or national equivalent) is recommended. Some glove polymer types are less affected by movement and this should be taken into account when considering gloves for long-term use. Contaminated gloves should be replaced. <p>For general applications, gloves with a thickness typically greater than 0.35 mm, are recommended.</p> <p>It should be emphasised that glove thickness is not necessarily a good predictor of glove resistance to a specific chemical, as the permeation efficiency of the glove will be dependent on the exact composition of the glove material. Therefore, glove selection should also be based on consideration of the task requirements and knowledge of breakthrough times.</p> <p>Glove thickness may also vary depending on the glove manufacturer, the glove type and the glove model. Therefore, the manufacturers' technical data should always be taken into account to ensure selection of the most appropriate glove for the task.</p> <p>Note: Depending on the activity being conducted, gloves of varying thickness may be required for specific tasks. For example:</p> <ul style="list-style-type: none"> Thinner gloves (down to 0.1 mm or less) may be required where a high degree of manual dexterity is needed. However, these gloves are only likely to give short duration protection and would normally be just for single use applications, then disposed of. Thicker gloves (up to 3 mm or more) may be required where there is a mechanical (as well as a chemical) risk i.e. where there is abrasion or puncture potential <p>Gloves must only be worn on clean hands. After using gloves, hands should be washed and dried thoroughly. Application of a non-perfumed moisturiser is recommended.</p>
Body protection	See Other protection below
Other protection	<ul style="list-style-type: none"> Overalls. P.V.C. apron. Barrier cream. Skin cleansing cream. Eye wash unit.
Thermal hazards	Not Available

Recommended material(s)**GLOVE SELECTION INDEX**

Glove selection is based on a modified presentation of the:

"Forsberg Clothing Performance Index".

The effect(s) of the following substance(s) are taken into account in the **computer-generated** selection:

Ammonia CHEMets & VACUettes Refills and Ammonia Vacu-vials Ampoules

Material	CPI
BUTYL	A
NEOPRENE	A
VITON	A
NATURAL RUBBER	C
PVA	C

* CPI - Chemwatch Performance Index

A: Best Selection

B: Satisfactory; may degrade after 4 hours continuous immersion

C: Poor to Dangerous Choice for other than short term immersion

NOTE: As a series of factors will influence the actual performance of the glove, a final selection must be based on detailed observation. -

* Where the glove is to be used on a short term, casual or infrequent basis, factors such as "feel" or convenience (e.g. disposability), may dictate a choice of gloves which might otherwise be unsuitable following long-term or frequent use. A qualified practitioner should be consulted.

Respiratory protection

Not Available

SECTION 9 PHYSICAL AND CHEMICAL PROPERTIES**Information on basic physical and chemical properties**

Appearance	Colourless		
Physical state	liquid	Relative density (Water = 1)	1.0
Odour	Characteristic	Partition coefficient n-octanol / water	Not Available
Odour threshold	Not Available	Auto-ignition temperature (°C)	Not Available
pH (as supplied)	3	Decomposition temperature	Not Available
Melting point / freezing point (°C)	0	Viscosity (cSt)	Not Available
Initial boiling point and boiling range (°C)	100	Molecular weight (g/mol)	Not Available
Flash point (°C)	Not Applicable	Taste	Not Available
Evaporation rate	Not Available	Explosive properties	Not Available
Flammability	Not Applicable	Oxidising properties	Not Available
Upper Explosive Limit (%)	Not Available	Surface Tension (dyn/cm or mN/m)	Not Available
Lower Explosive Limit (%)	Not Available	Volatile Component (%vol)	Not Available
Vapour pressure (kPa)	Not Available	Gas group	Not Available
Solubility in water (g/L)	Miscible	pH as a solution	Not Available

Continued...

Ammonia CHEMets & VACUettes Refills and Ammonia Vacu-vials Ampoules

Vapour density (Air = 1) | Not Available

VOC g/L | Not Available

SECTION 10 STABILITY AND REACTIVITY

Reactivity	See section 7
Chemical stability	<ul style="list-style-type: none"> ▶ Unstable in the presence of incompatible materials. ▶ Product is considered stable. ▶ Hazardous polymerisation will not occur.
Possibility of hazardous reactions	See section 7
Conditions to avoid	See section 7
Incompatible materials	See section 7
Hazardous decomposition products	See section 5

SECTION 11 TOXICOLOGICAL INFORMATION

Information on toxicological effects

Inhaled	The material can cause respiratory irritation in some persons. The body's response to such irritation can cause further lung damage. Not normally a hazard due to non-volatile nature of product The material has NOT been classified by EC Directives or other classification systems as "harmful by inhalation". This is because of the lack of corroborating animal or human evidence.
Ingestion	The material has NOT been classified by EC Directives or other classification systems as "harmful by ingestion". This is because of the lack of corroborating animal or human evidence.
Skin Contact	This material can cause inflammation of the skin on contact in some persons. The material may accentuate any pre-existing dermatitis condition Skin contact is not thought to have harmful health effects (as classified under EC Directives); the material may still produce health damage following entry through wounds, lesions or abrasions. Open cuts, abraded or irritated skin should not be exposed to this material Entry into the blood-stream, through, for example, cuts, abrasions or lesions, may produce systemic injury with harmful effects. Examine the skin prior to the use of the material and ensure that any external damage is suitably protected.
Eye	This material can cause eye irritation and damage in some persons.
Chronic	Long-term exposure to respiratory irritants may result in airways disease, involving difficulty breathing and related whole-body problems. Skin contact with the material is more likely to cause a sensitisation reaction in some persons compared to the general population. Substance accumulation, in the human body, may occur and may cause some concern following repeated or long-term occupational exposure.




Ammonia CHEMets & VACUettes Refills and Ammonia Vacu-vials Ampoules	TOXICITY	IRRITATION
Ammonia CHEMets & VACUettes Refills and Ammonia Vacu-vials Ampoules	TOXICITY	IRRITATION

2-HYDROXYBENZYL ALCOHOL	The following information refers to contact allergens as a group and may not be specific to this product. Contact allergies quickly manifest themselves as contact eczema, more rarely as urticaria or Quincke's oedema. The pathogenesis of contact eczema involves a cell-mediated (T lymphocytes) immune reaction of the delayed type. Other allergic skin reactions, e.g. contact urticaria, involve antibody-mediated immune reactions. The significance of the contact allergen is not simply determined by its sensitisation potential: the distribution of the substance and the opportunities for contact with it are equally important. Effects on fertility, specific developmental abnormalities (musculoskeletal system) recorded.
CITRIC ACID, MONOHYDRATE	The material may be irritating to the eye, with prolonged contact causing inflammation. Repeated or prolonged exposure to irritants may produce conjunctivitis.
2-HYDROXYBENZYL ALCOHOL & CITRIC ACID, MONOHYDRATE	Asthma-like symptoms may continue for months or even years after exposure to the material ends. This may be due to a non-allergic condition known as reactive airways dysfunction syndrome (RADS) which can occur after exposure to high levels of highly irritating compound. Main criteria for diagnosing RADS include the absence of previous airways disease in a non-atopic individual, with sudden onset of persistent asthma-like symptoms within minutes to hours of a documented exposure to the irritant. Other criteria for diagnosis of RADS include a reversible airflow pattern on lung function tests, moderate to severe bronchial hyperreactivity on methacholine challenge testing, and the lack of minimal lymphocytic inflammation, without eosinophilia. RADS (or asthma) following an irritating inhalation is an infrequent disorder with rates related to the concentration of and duration of exposure to the irritating substance.
2-HYDROXYBENZYL ALCOHOL & POTASSIUM SODIUM TARTRATE & WATER	No significant acute toxicological data identified in literature search.

Acute Toxicity	☐	Carcinogenicity	☐
Skin Irritation/Corrosion	✓	Reproductivity	☐
Serious Eye Damage/Irritation	✓	STOT - Single Exposure	☐
Respiratory or Skin sensitisation	✓	STOT - Repeated Exposure	☐

Ammonia CHEMets & VACUettes Refills and Ammonia Vacu-vials Ampoules

Mutagenicity Aspiration Hazard 

Legend:  – Data available to make classification
 – Data available but does not fill the criteria for classification
 – Data Not Available to make classification

CMR STATUS

Not Applicable

SECTION 12 ECOLOGICAL INFORMATION

Toxicity

NOT AVAILABLE

Ingredient	Endpoint	Test Duration (hr)	Effect	Value	Species	BCF
Ammonia CHEMets & VACUettes Refills and Ammonia Vacu-vials Ampoules	Not Available	Not Available	Not Available	Not Available	Not Available	Not Available
2-hydroxybenzyl alcohol	Not Available	Not Available	Not Available	Not Available	Not Available	Not Available
citric acid, monohydrate	Not Available	Not Available	Not Available	Not Available	Not Available	Not Available
potassium sodium tartrate	Not Available	Not Available	Not Available	Not Available	Not Available	Not Available
water	Not Available	Not Available	Not Available	Not Available	Not Available	Not Available

DO NOT discharge into sewer or waterways.

Persistence and degradability

Ingredient	Persistence: Water/Soil	Persistence: Air
2-hydroxybenzyl alcohol	LOW	LOW
citric acid, monohydrate	LOW	LOW
water	LOW	LOW

Bioaccumulative potential

Ingredient	Bioaccumulation
2-hydroxybenzyl alcohol	LOW (LogKOW = 0.73)
citric acid, monohydrate	LOW (LogKOW = -1.64)
water	LOW (LogKOW = -1.38)

Mobility in soil

Ingredient	Mobility
2-hydroxybenzyl alcohol	LOW (KOC = 25.9)
citric acid, monohydrate	LOW (KOC = 10)
water	LOW (KOC = 14.3)

SECTION 13 DISPOSAL CONSIDERATIONS

Waste treatment methods

Product / Packaging disposal	<p>Legislation addressing waste disposal requirements may differ by country, state and/ or territory. Each user must refer to laws operating in their area. In some areas, certain wastes must be tracked.</p> <p>Dispose of according to federal, state, and local regulations.</p>
------------------------------	--

SECTION 14 TRANSPORT INFORMATION

Continued...

Ammonia CHEMets & VACUettes Refills and Ammonia Vacu-vials Ampoules

Labels Required

Marine Pollutant	NO
------------------	----

Land transport (DOT): NOT REGULATED FOR TRANSPORT OF DANGEROUS GOODS

Air transport (ICAO-IATA / DGR): NOT REGULATED FOR TRANSPORT OF DANGEROUS GOODS

Sea transport (IMDG-Code / GGVSee): NOT REGULATED FOR TRANSPORT OF DANGEROUS GOODS

Transport in bulk according to Annex II of MARPOL and the IBC code

Source	Ingredient	Pollution Category
	Ammonia CHEMets & VACUettes Refills and Ammonia Vacu-vials Ampoules	

SECTION 15 REGULATORY INFORMATION

Safety, health and environmental regulations / legislation specific for the substance or mixture

2-hydroxybenzyl alcohol(90-01-7) is found on the following regulatory lists	"International Agency for Research on Cancer (IARC) - Agents Classified by the IARC Monographs"; "US Toxic Substances Control Act (TSCA) - Chemical Substance Inventory"
citric acid, monohydrate(5949-29-1) is found on the following regulatory lists	"US Toxic Substances Control Act (TSCA) - Chemical Substance Inventory"
potassium sodium tartrate(6381-59-5) is found on the following regulatory lists	"US Toxic Substances Control Act (TSCA) - Chemical Substance Inventory"
water(7732-18-5) is found on the following regulatory lists	"US - Pennsylvania - Hazardous Substance List"; "US Toxic Substances Control Act (TSCA) - Chemical Substance Inventory"

SECTION 16 OTHER INFORMATION

Other information

Ingredients with multiple cas numbers

Name	CAS No
Not Available	Not Available

Classification of the preparation and its individual components has drawn on official and authoritative sources as well as independent review by the Chemwatch Classification committee using available literature references.

The SDS is a Hazard Communication tool and should be used to assist in the Risk Assessment. Many factors determine whether the reported Hazards are Risks in the workplace or other settings. Risks may be determined by reference to Exposures Scenarios. Scale of use, frequency of use and current or available engineering controls must be considered.

This document is copyright. Apart from any fair dealing for the purposes of private study, research, review or criticism, as permitted under the Copyright Act, no part may be reproduced by any process without written permission from CHEMWATCH. TEL (+61 3) 9572 4700.



Simplicity in Water Analysis

Cover Page for Safety Data Sheet

Thank you for choosing CHEMetrics, Inc. We appreciate your business. In order to best serve your needs for accurate and complete Safety Data, we offer the following information as supplemental to the attached SDS.

SDS No.: S1404

Version No.: 1.2

Product Name: Stabilizer Solution for Ammonia Test Kits

Part No.: A-1404

Product Descriptions:

Stabilizer Solution: Opaque plastic bottle containing liquid reagent. Each bottle of solution contains approximately 9 mL of liquid reagent. Test kits contain one bottle of solution. A-1410 Accessory Packs contain two (2) bottles of A-1404 solution.

Addendum to Section 14 Transport Information:

Shipping container markings and labels for this product, as received, may vary from the contents of section 14 of the SDS for one or both of the following reasons:

- CHEMetrics has packaged this product as Dangerous Goods in Excepted Quantities according to IATA, US DOT, and IMDG regulations.
- CHEMetrics has packaged this product as part of a test kit or reagent set composed of various chemical reagents and elected to ship as UN 3316 Chemical Kit, Hazard Class 9, Packing Group II or III.

In case of reshipment, it is the responsibility of the shipper to determine appropriate labels and markings in accordance with applicable transportation regulations.

Additional Information:

- "Print Date" = Revision Date (expressed as DD/MM/YYYY)
- Test kits and reagents sets may contain additional chemical reagents. See separate SDS(s).

CHEMetrics®, VACUettes®, Vacu-vials®, and Titrets® are registered trademarks of CHEMetrics Inc.



Stabilizer Solution for Ammonia Test Kits

CHEMetrics, Inc.

Chemwatch: 9-386292
SDS No: S1404
Version No: 1.2
Safety Data Sheet according to OSHA HazCom Standard (2012) requirements

Chemwatch Hazard Alert Code:

Issue Date: 25/04/2017
Print Date: 25/04/2017
Initial Date: 14/04/2017
S.GHS.U.S.A.EN

SECTION 1 IDENTIFICATION OF THE SUBSTANCE / MIXTURE AND OF THE COMPANY / UNDERTAKING

Product Identifier

Product name	Stabilizer Solution for Ammonia Test Kits
Synonyms	Part No.: A-1404
Proper shipping name	Chemical kits First aid kits
Chemical formula	Not Applicable
Other means of identification	Not Available
CAS number	Not Applicable

Relevant identified uses of the substance or mixture and uses advised against

Relevant identified uses	Component of water analysis test kits K-1413, K-1420, K-1420B, K-1420D and Accessory Pack A-1410
--------------------------	--

Details of the supplier of the safety data sheet

Registered company name	CHEMetrics, Inc.
Address	4295 Catlett Road, Midland, VA. 22728 United States
Telephone	1-540-788-9026
Fax	1-540-788-4856
Website	www.chemetrics.com
Email	technical@chemetrics.com

Emergency telephone number

Association / Organisation	ChemTel Inc.
Emergency telephone numbers	1-800-255-3924
Other emergency telephone numbers	+01-813-248-0585

SECTION 2 HAZARDS IDENTIFICATION

Classification of the substance or mixture

Classification	Serious Eye Damage Category 1, Skin Corrosion/Irritation Category 1A
----------------	--

Label elements

GHS label elements	
--------------------	--

SIGNAL WORD	DANGER
-------------	--------

Hazard statement(s)

H314	Causes severe skin burns and eye damage.
------	--

Precautionary statement(s) Prevention

P101	If medical advice is needed, have product container or label at hand.
P102	Keep out of reach of children.
P103	Read label before use.
P260	Do not breathe dust/fume/gas/mist/vapours/spray.
P280	Wear protective gloves/protective clothing/eye protection/face protection.

Precautionary statement(s) Response

Continued...

Stabilizer Solution for Ammonia Test Kits

P301+P330+P331	IF SWALLOWED: Rinse mouth. Do NOT induce vomiting.
P303+P361+P353	IF ON SKIN (or hair): Remove/Take off immediately all contaminated clothing. Rinse skin with water/shower.
P305+P351+P338	IF IN EYES: Rinse cautiously with water for several minutes. Remove contact lenses, if present and easy to do. Continue rinsing.
P310	Immediately call a POISON CENTER or doctor/physician.
P363	Wash contaminated clothing before reuse.

Precautionary statement(s) Storage

P405	Store locked up.
------	------------------

Precautionary statement(s) Disposal

P501	Dispose of contents/container in accordance with local regulations.
------	---

SECTION 3 COMPOSITION / INFORMATION ON INGREDIENTS

Substances

See section below for composition of Mixtures

Mixtures

CAS No	%[weight]	Name
1310-73-2	18	<u>sodium hydroxide</u>
7732-18-5	82	<u>water</u>

SECTION 4 FIRST AID MEASURES

Description of first aid measures

Eye Contact	<p>If this product comes in contact with the eyes:</p> <ul style="list-style-type: none"> ▶ Immediately hold eyelids apart and flush the eye continuously with running water. ▶ Ensure complete irrigation of the eye by keeping eyelids apart and away from eye and moving the eyelids by occasionally lifting the upper and lower lids. ▶ Continue flushing until advised to stop by the Poisons Information Centre or a doctor, or for at least 15 minutes. ▶ Transport to hospital or doctor without delay. ▶ Removal of contact lenses after an eye injury should only be undertaken by skilled personnel.
Skin Contact	<p>If skin or hair contact occurs:</p> <ul style="list-style-type: none"> ▶ Immediately flush body and clothes with large amounts of water, using safety shower if available. ▶ Quickly remove all contaminated clothing, including footwear. ▶ Wash skin and hair with running water. Continue flushing with water until advised to stop by the Poisons Information Centre. ▶ Transport to hospital, or doctor.
Inhalation	<ul style="list-style-type: none"> ▶ If fumes or combustion products are inhaled remove from contaminated area. ▶ Lay patient down. Keep warm and rested. ▶ Prostheses such as false teeth, which may block airway, should be removed, where possible, prior to initiating first aid procedures. ▶ Apply artificial respiration if not breathing, preferably with a demand valve resuscitator, bag-valve mask device, or pocket mask as trained. Perform CPR if necessary. ▶ Transport to hospital, or doctor, without delay.
Ingestion	<ul style="list-style-type: none"> ▶ For advice, contact a Poisons Information Centre or a doctor at once. ▶ Urgent hospital treatment is likely to be needed. ▶ If swallowed do NOT induce vomiting. ▶ If vomiting occurs, lean patient forward or place on left side (head-down position, if possible) to maintain open airway and prevent aspiration. ▶ Observe the patient carefully. ▶ Never give liquid to a person showing signs of being sleepy or with reduced awareness; i.e. becoming unconscious. ▶ Give water to rinse out mouth, then provide liquid slowly and as much as casualty can comfortably drink. ▶ Transport to hospital or doctor without delay.

Most important symptoms and effects, both acute and delayed

	See Section 11
--	----------------

Indication of any immediate medical attention and special treatment needed

Treat symptomatically.

SECTION 5 FIREFIGHTING MEASURES

Extinguishing media

	<ul style="list-style-type: none"> ▶ There is no restriction on the type of extinguisher which may be used. ▶ Use extinguishing media suitable for surrounding area.
--	--

Special hazards arising from the substrate or mixture

Fire Incompatibility	None known.
----------------------	-------------

Advice for firefighters

Fire Fighting	<ul style="list-style-type: none"> ▶ Alert Fire Brigade and tell them location and nature of hazard. ▶ Wear breathing apparatus plus protective gloves in the event of a fire. ▶ Prevent, by any means available, spillage from entering drains or water courses. ▶ Use fire fighting procedures suitable for surrounding area.
----------------------	---

Stabilizer Solution for Ammonia Test Kits

	<ul style="list-style-type: none"> ▶ DO NOT approach containers suspected to be hot. ▶ Cool fire exposed containers with water spray from a protected location. ▶ If safe to do so, remove containers from path of fire. ▶ Equipment should be thoroughly decontaminated after use.
Fire/Explosion Hazard	<ul style="list-style-type: none"> ▶ Non combustible. ▶ Not considered a significant fire risk, however containers may burn.

SECTION 6 ACCIDENTAL RELEASE MEASURES

Personal precautions, protective equipment and emergency procedures

Minor Spills	<ul style="list-style-type: none"> ▶ Clean up all spills immediately. ▶ Avoid breathing vapours and contact with skin and eyes. ▶ Control personal contact with the substance, by using protective equipment. ▶ Contain and absorb spill with sand, earth, inert material or vermiculite. ▶ Wipe up. ▶ Place in a suitable, labelled container for waste disposal.
Major Spills	<p>Minor hazard.</p> <ul style="list-style-type: none"> ▶ Clear area of personnel. ▶ Alert Fire Brigade and tell them location and nature of hazard. ▶ Control personal contact with the substance, by using protective equipment as required. ▶ Prevent spillage from entering drains or water ways. ▶ Contain spill with sand, earth or vermiculite. ▶ Collect recoverable product into labelled containers for recycling. ▶ Absorb remaining product with sand, earth or vermiculite and place in appropriate containers for disposal. ▶ Wash area and prevent runoff into drains or waterways. ▶ If contamination of drains or waterways occurs, advise emergency services.
	Personal Protective Equipment advice is contained in Section 8 of the SDS.

SECTION 7 HANDLING AND STORAGE

Precautions for safe handling

Safe handling	<ul style="list-style-type: none"> ▶ Avoid all personal contact, including inhalation. ▶ Wear protective clothing when risk of exposure occurs. ▶ Use in a well-ventilated area. ▶ Avoid contact with incompatible materials. ▶ When handling, DO NOT eat, drink or smoke. ▶ Keep containers securely sealed when not in use. ▶ Avoid physical damage to containers. ▶ Always wash hands with soap and water after handling. ▶ Work clothes should be laundered separately. Launder contaminated clothing before re-use. ▶ Use good occupational work practice. ▶ Observe manufacturer's storage and handling recommendations contained within this SDS. ▶ Atmosphere should be regularly checked against established exposure standards to ensure safe working conditions are maintained. DO NOT allow clothing wet with material to stay in contact with skin. ▶ Wear impact- and splash-resistant eyewear.
Other information	<ul style="list-style-type: none"> ▶ Store in original containers. ▶ Keep containers securely sealed. ▶ Store away from incompatible materials and foodstuff containers. ▶ Protect containers against physical damage and check regularly for leaks. ▶ Observe manufacturer's storage and handling recommendations contained within this SDS. ▶ For optimum analytical performance, store in the dark and at room temperature.

Conditions for safe storage, including any incompatibilities

Suitable container	<ul style="list-style-type: none"> ▶ Polyethylene or polypropylene container. ▶ Packing as recommended by manufacturer. ▶ Check all containers are clearly labelled and free from leaks.
Storage incompatibility	<p>Sodium hydroxide/ potassium hydroxide:</p> <ul style="list-style-type: none"> ▶ reacts with water evolving heat and corrosive fumes ▶ reacts violently with acids, trans-acetylene dichloride, aminotetrazole, p-bis(1,3-dibromoethyl), benzene, bromoform, halogenated compounds, nitrogen-containing compounds, organic halogens, chlorine dioxide ((explodes), chloroform, cresols, cyclopentadiene, 4-chloro-2-methylphenol, cis-dichloroethylene, 2,2-dichloro-3,3-dimethylbutane, ethylene chlorohydrin, germanium, iodine pentafluoride, maleic anhydride, p-nitrotoluene, nitrogen trichloride, o-nitrophenol, phosphonium iodide, potassium peroxodisulfate, propylene oxide, 1,2,4,5-tetrachlorobenzene (highly toxic substance is forme), 2,2,3,3-tetrafluoro-1-propanol, tetrahydrofuran, thorium dicarbide, trichloroethanol, 2,4,6-trinitrotoluene, vinyl acetate ▶ reacts with fluorine, nitroalkanes, (forming explosive compounds) ▶ incompatible with acetic acid, acetaldehyde, acetic anhydride, acrolein, acrylonitrile, allyl chloride, organic anhydride, acrylates, alcohols, aldehydes, alkylene oxides, substituted allyls, ammonium chloroplatinate, benzanthrone, bromine, benzene-1,4-diol, carbon dioxide, cellulose nitrate, chlorine trifluoride, 4-chlorobutyronitrile, chlorohydrin, chloronitrotoluenes, chlorosulfonic acid, cinnamaldehyde, caprolactam solution, chlorocresols, 1,2-dichloroethylene, epichlorohydrin, ethylene cyanohydrin, formaldehyde (forms formic acid and flammable hydrogen gas), glycols, glyoxal, hexachloroplatinate, hydrogen sulfide, hydroquinone, iron-silicon, isocyanates, ketones, methyl azide, 4-methyl-2-nitrophenol, mineral acids (forming corresponding salt), nitrobenzene, N-nitrosohydroxylamine, nitrates pentol, phenols, phosphorus, phosphorus pentoxide, beta-propiolactone, sodium, sulfur dioxide, tetrahydroborate, 1,1,1,2-tetrachloroethane, 2,2,2-trichloroethanol, trichloronitromethane, zirconium ▶ ignites on contact with cinnamaldehyde or zinc and reacts explosively with a mixture of chloroform and methane ▶ forms heat-, friction-, and/ or shock-sensitive- explosive salts with nitro-compounds, cyanogen azide, 3-ethyl-4-hydroxy-1,2,5-oxadiazole, 3-methyl-2-penten-4-yn-1-ol, N,N'-bis(2,2,2-trinitroethyl)urea, trichloroethylene (forms dichloroacetylene) ▶ increase the explosive sensitivity of nitromethane ▶ attacks some plastics, rubber, coatings and metals: aluminium, tin, zinc, etc, and their alloys, producing flammable hydrogen gas <p>▶ Avoid contact with copper, aluminium and their alloys.</p> <p>▶ Avoid strong acids, acid chlorides, acid anhydrides and chloroformates.</p>

PACKAGE MATERIAL INCOMPATIBILITIES

Continued...

Not Available

SECTION 8 EXPOSURE CONTROLS / PERSONAL PROTECTION

Control parameters

OCCUPATIONAL EXPOSURE LIMITS (OEL)

INGREDIENT DATA


Source	Ingredient	Material name	TWA	STEL	Peak	Notes
US OSHA Permissible Exposure Levels (PELs) - Table Z1	sodium hydroxide	Sodium hydroxide	2 mg/m3	Not Available	Not Available	Not Available
US ACGIH Threshold Limit Values (TLV)	sodium hydroxide	Sodium hydroxide	Not Available	Not Available	2 mg/m3	TLV® Basis: URT, eye, & skin irr
US NIOSH Recommended Exposure Limits (RELs)	sodium hydroxide	Caustic soda, Lye, Soda lye, Sodium hydrate	Not Available	Not Available	2 mg/m3	Not Available

EMERGENCY LIMITS

Ingredient	Material name	TEEL-1	TEEL-2	TEEL-3
sodium hydroxide	Sodium hydroxide	Not Available	Not Available	Not Available

Ingredient	Original IDLH	Revised IDLH
sodium hydroxide	250 mg/m3	10 mg/m3
water	Not Available	Not Available

Exposure controls

Appropriate engineering controls	<p>Engineering controls are used to remove a hazard or place a barrier between the worker and the hazard. Well-designed engineering controls can be highly effective in protecting workers and will typically be independent of worker interactions to provide this high level of protection.</p> <p>The basic types of engineering controls are:</p> <p>Process controls which involve changing the way a job activity or process is done to reduce the risk.</p> <p>Enclosure and/or isolation of emission source which keeps a selected hazard "physically" away from the worker and ventilation that strategically "adds" and "removes" air in the work environment. Ventilation can remove or dilute an air contaminant if designed properly. The design of a ventilation system must match the particular process and chemical or contaminant in use.</p> <p>Employers may need to use multiple types of controls to prevent employee overexposure.</p> <p>Local exhaust ventilation usually required. If risk of overexposure exists, wear approved respirator. Correct fit is essential to obtain adequate protection. Supplied-air type respirator may be required in special circumstances. Correct fit is essential to ensure adequate protection. An approved self contained breathing apparatus (SCBA) may be required in some situations. Provide adequate ventilation in warehouse or closed storage area. Air contaminants generated in the workplace possess varying "escape" velocities which, in turn, determine the "capture velocities" of fresh circulating air required to effectively remove the contaminant.</p> <table border="1"> <thead> <tr> <th>Type of Contaminant:</th> <th>Air Speed:</th> </tr> </thead> <tbody> <tr> <td>solvent, vapours, degreasing etc., evaporating from tank (in still air).</td> <td>0.25-0.5 m/s (50-100 f/min.)</td> </tr> <tr> <td>aerosols, fumes from pouring operations, intermittent container filling, low speed conveyer transfers, welding, spray drift, plating acid fumes, pickling (released at low velocity into zone of active generation)</td> <td>0.5-1 m/s (100-200 f/min.)</td> </tr> <tr> <td>direct spray, spray painting in shallow booths, drum filling, conveyer loading, crusher dusts, gas discharge (active generation into zone of rapid air motion)</td> <td>1-2.5 m/s (200-500 f/min.)</td> </tr> <tr> <td>grinding, abrasive blasting, tumbling, high speed wheel generated dusts (released at high initial velocity into zone of very high rapid air motion).</td> <td>2.5-10 m/s (500-2000 f/min.)</td> </tr> </tbody> </table> <p>Within each range the appropriate value depends on:</p> <table border="1"> <thead> <tr> <th>Lower end of the range</th> <th>Upper end of the range</th> </tr> </thead> <tbody> <tr> <td>1: Room air currents minimal or favourable to capture</td> <td>1: Disturbing room air currents</td> </tr> <tr> <td>2: Contaminants of low toxicity or of nuisance value only.</td> <td>2: Contaminants of high toxicity</td> </tr> <tr> <td>3: Intermittent, low production.</td> <td>3: High production, heavy use</td> </tr> <tr> <td>4: Large hood or large air mass in motion</td> <td>4: Small hood-local control only</td> </tr> </tbody> </table> <p>Simple theory shows that air velocity falls rapidly with distance away from the opening of a simple extraction pipe. Velocity generally decreases with the square of distance from the extraction point (in simple cases). Therefore the air speed at the extraction point should be adjusted, accordingly, after reference to distance from the contaminating source. The air velocity at the extraction fan, for example, should be a minimum of 1-2 m/s (200-400 f/min) for extraction of solvents generated in a tank 2 meters distant from the extraction point. Other mechanical considerations, producing performance deficits within the extraction apparatus, make it essential that theoretical air velocities are multiplied by factors of 10 or more when extraction systems are installed or used.</p>	Type of Contaminant:	Air Speed:	solvent, vapours, degreasing etc., evaporating from tank (in still air).	0.25-0.5 m/s (50-100 f/min.)	aerosols, fumes from pouring operations, intermittent container filling, low speed conveyer transfers, welding, spray drift, plating acid fumes, pickling (released at low velocity into zone of active generation)	0.5-1 m/s (100-200 f/min.)	direct spray, spray painting in shallow booths, drum filling, conveyer loading, crusher dusts, gas discharge (active generation into zone of rapid air motion)	1-2.5 m/s (200-500 f/min.)	grinding, abrasive blasting, tumbling, high speed wheel generated dusts (released at high initial velocity into zone of very high rapid air motion).	2.5-10 m/s (500-2000 f/min.)	Lower end of the range	Upper end of the range	1: Room air currents minimal or favourable to capture	1: Disturbing room air currents	2: Contaminants of low toxicity or of nuisance value only.	2: Contaminants of high toxicity	3: Intermittent, low production.	3: High production, heavy use	4: Large hood or large air mass in motion	4: Small hood-local control only
	Type of Contaminant:	Air Speed:																			
solvent, vapours, degreasing etc., evaporating from tank (in still air).	0.25-0.5 m/s (50-100 f/min.)																				
aerosols, fumes from pouring operations, intermittent container filling, low speed conveyer transfers, welding, spray drift, plating acid fumes, pickling (released at low velocity into zone of active generation)	0.5-1 m/s (100-200 f/min.)																				
direct spray, spray painting in shallow booths, drum filling, conveyer loading, crusher dusts, gas discharge (active generation into zone of rapid air motion)	1-2.5 m/s (200-500 f/min.)																				
grinding, abrasive blasting, tumbling, high speed wheel generated dusts (released at high initial velocity into zone of very high rapid air motion).	2.5-10 m/s (500-2000 f/min.)																				
Lower end of the range	Upper end of the range																				
1: Room air currents minimal or favourable to capture	1: Disturbing room air currents																				
2: Contaminants of low toxicity or of nuisance value only.	2: Contaminants of high toxicity																				
3: Intermittent, low production.	3: High production, heavy use																				
4: Large hood or large air mass in motion	4: Small hood-local control only																				
Personal protection																					
Eye and face protection	<ul style="list-style-type: none"> ▶ Safety glasses with unperforated side shields may be used where continuous eye protection is desirable, as in laboratories; spectacles are not sufficient where complete eye protection is needed such as when handling bulk-quantities, where there is a danger of splashing, or if the material may be under pressure. ▶ Chemical goggles whenever there is a danger of the material coming in contact with the eyes; goggles must be properly fitted. ▶ Full face shield (20 cm, 8 in minimum) may be required for supplementary but never for primary protection of eyes; these afford face protection. 																				

	<ul style="list-style-type: none"> ▶ Alternatively a gas mask may replace splash goggles and face shields. ▶ Contact lenses may pose a special hazard; soft contact lenses may absorb and concentrate irritants. A written policy document, describing the wearing of lenses or restrictions on use, should be created for each workplace or task. This should include a review of lens absorption and adsorption for the class of chemicals in use and an account of injury experience. Medical and first-aid personnel should be trained in their removal and suitable equipment should be readily available. In the event of chemical exposure, begin eye irrigation immediately and remove contact lens as soon as practicable. Lens should be removed at the first signs of eye redness or irritation - lens should be removed in a clean environment only after workers have washed hands thoroughly. [CDC NIOSH Current Intelligence Bulletin 59], [AS/NZS 1336 or national equivalent]
Skin protection	See Hand protection below
Hands/feet protection	<ul style="list-style-type: none"> ▶ Elbow length PVC gloves ▶ When handling corrosive liquids, wear trousers or overalls outside of boots, to avoid spills entering boots. <p>The selection of suitable gloves does not only depend on the material, but also on further marks of quality which vary from manufacturer to manufacturer. Where the chemical is a preparation of several substances, the resistance of the glove material can not be calculated in advance and has therefore to be checked prior to the application.</p> <p>The exact break through time for substances has to be obtained from the manufacturer of the protective gloves and has to be observed when making a final choice.</p> <p>Personal hygiene is a key element of effective hand care. Gloves must only be worn on clean hands. After using gloves, hands should be washed and dried thoroughly. Application of a non-perfumed moisturizer is recommended.</p> <p>Suitability and durability of glove type is dependent on usage. Important factors in the selection of gloves include:</p> <ul style="list-style-type: none"> • frequency and duration of contact, • chemical resistance of glove material, • glove thickness and • dexterity <p>Select gloves tested to a relevant standard (e.g. Europe EN 374, US F739, AS/NZS 2161.1 or national equivalent).</p> <ul style="list-style-type: none"> • When prolonged or frequently repeated contact may occur, a glove with a protection class of 5 or higher (breakthrough time greater than 240 minutes according to EN 374, AS/NZS 2161.10.1 or national equivalent) is recommended. • When only brief contact is expected, a glove with a protection class of 3 or higher (breakthrough time greater than 60 minutes according to EN 374, AS/NZS 2161.10.1 or national equivalent) is recommended. • Some glove polymer types are less affected by movement and this should be taken into account when considering gloves for long-term use. • Contaminated gloves should be replaced. <p>For general applications, gloves with a thickness typically greater than 0.35 mm, are recommended.</p> <p>It should be emphasised that glove thickness is not necessarily a good predictor of glove resistance to a specific chemical, as the permeation efficiency of the glove will be dependent on the exact composition of the glove material. Therefore, glove selection should also be based on consideration of the task requirements and knowledge of breakthrough times.</p> <p>Glove thickness may also vary depending on the glove manufacturer, the glove type and the glove model. Therefore, the manufacturers' technical data should always be taken into account to ensure selection of the most appropriate glove for the task.</p> <p>Note: Depending on the activity being conducted, gloves of varying thickness may be required for specific tasks. For example:</p> <ul style="list-style-type: none"> • Thinner gloves (down to 0.1 mm or less) may be required where a high degree of manual dexterity is needed. However, these gloves are only likely to give short duration protection and would normally be just for single use applications, then disposed of. • Thicker gloves (up to 3 mm or more) may be required where there is a mechanical (as well as a chemical) risk i.e. where there is abrasion or puncture potential <p>Gloves must only be worn on clean hands. After using gloves, hands should be washed and dried thoroughly. Application of a non-perfumed moisturiser is recommended.</p>
Body protection	See Other protection below
Other protection	<ul style="list-style-type: none"> ▶ Overalls. ▶ P.V.C. apron. ▶ Barrier cream. ▶ Skin cleansing cream. ▶ Eye wash unit.
Thermal hazards	Not Available

Recommended material(s)

GLOVE SELECTION INDEX

Glove selection is based on a modified presentation of the:

"Forsberg Clothing Performance Index".

The effect(s) of the following substance(s) are taken into account in the **computer-generated** selection:

Stabilizer Solution for Ammonia Test Kits

Material	CPI
BUTYL	A
NEOPRENE	A
NAT+NEOPR+NITRILE	C
NATURAL RUBBER	C
NATURAL+NEOPRENE	C
NEOPRENE/NATURAL	C
NITRILE	C
NITRILE+PVC	C
PE	C
PE/EVAL/PE	C
PVA	C
PVC	C
SARANEX-23	C
SARANEX-23 2-PLY	C
TEFLON	C
VITON	C

Respiratory protection

Particulate. (AS/NZS 1716 & 1715, EN 143:2000 & 149:001, ANSI Z88 or national equivalent)

Where the concentration of gas/particulates in the breathing zone, approaches or exceeds the "Exposure Standard" (or ES), respiratory protection is required.

Degree of protection varies with both face-piece and Class of filter; the nature of protection varies with Type of filter.

Required Minimum Protection Factor	Half-Face Respirator	Full-Face Respirator	Powered Air Respirator
up to 10 x ES	-AUS P2	-	-PAPR-AUS / Class 1 P2
up to 50 x ES	-	-AUS / Class 1 P2	-
up to 100 x ES	-	-2 P2	-PAPR-2 P2 ^

^ - Full-face

A(All classes) = Organic vapours, B AUS or B1 = Acid gasses, B2 = Acid gas or hydrogen cyanide(HCN), B3 = Acid gas or hydrogen cyanide(HCN), E = Sulfur dioxide(SO2), G = Agricultural chemicals, K = Ammonia(NH3), Hg = Mercury, NO = Oxides of nitrogen, MB = Methyl bromide, AX = Low boiling point organic compounds(below 65 degC)

VITON/CHLOROBUTYL	C
-------------------	---

* CPI - Chemwatch Performance Index

A: Best Selection

B: Satisfactory; may degrade after 4 hours continuous immersion

C: Poor to Dangerous Choice for other than short term immersion

NOTE: As a series of factors will influence the actual performance of the glove, a final selection must be based on detailed observation. -

* Where the glove is to be used on a short term, casual or infrequent basis, factors such as "feel" or convenience (e.g. disposability), may dictate a choice of gloves which might otherwise be unsuitable following long-term or frequent use. A qualified practitioner should be consulted.

SECTION 9 PHYSICAL AND CHEMICAL PROPERTIES

Information on basic physical and chemical properties

Appearance	Colourless		
Physical state	liquid	Relative density (Water = 1)	1.1
Odour	Odourless	Partition coefficient n-octanol / water	Not Available
Odour threshold	Not Available	Auto-ignition temperature (°C)	Not Available
pH (as supplied)	14	Decomposition temperature	Not Available
Melting point / freezing point (°C)	0	Viscosity (cSt)	Not Available
Initial boiling point and boiling range (°C)	100	Molecular weight (g/mol)	Not Available
Flash point (°C)	Not Applicable	Taste	Not Available
Evaporation rate	Not Available	Explosive properties	Not Available
Flammability	Not Applicable	Oxidising properties	Not Available
Upper Explosive Limit (%)	Not Available	Surface Tension (dyn/cm or mN/m)	Not Available
Lower Explosive Limit (%)	Not Available	Volatile Component (%vol)	Not Available
Vapour pressure (kPa)	Not Available	Gas group	Not Available
Solubility in water (g/L)	Miscible	pH as a solution	Not Available
Vapour density (Air = 1)	Not Available	VOC g/L	Not Available

SECTION 10 STABILITY AND REACTIVITY

Reactivity	See section 7
Chemical stability	<ul style="list-style-type: none"> ▶ Unstable in the presence of incompatible materials. ▶ Product is considered stable. ▶ Hazardous polymerisation will not occur.
Possibility of hazardous reactions	See section 7
Conditions to avoid	See section 7
Incompatible materials	See section 7
Hazardous decomposition products	See section 5

SECTION 11 TOXICOLOGICAL INFORMATION

Information on toxicological effects

Inhaled	<p>The material can cause respiratory irritation in some persons. The body's response to such irritation can cause further lung damage. Inhaling corrosive bases may irritate the respiratory tract. Symptoms include cough, choking, pain and damage to the mucous membrane. Not normally a hazard due to non-volatile nature of product</p> <p>The material has NOT been classified by EC Directives or other classification systems as "harmful by inhalation". This is because of the lack of corroborating animal or human evidence.</p>
Ingestion	<p>Ingestion of alkaline corrosives may produce burns around the mouth, ulcerations and swellings of the mucous membranes, profuse saliva production, with an inability to speak or swallow. Both the oesophagus and stomach may experience burning pain; vomiting and diarrhoea may follow. Ingestion of sodium hydroxide may result in severe pain, burns to the mouth, throat, stomach, nausea and vomiting, swelling of the throat and subsequent perforation of the gastro-intestinal tract and suffocation but a 1% solution (pH 13.4) of sodium hydroxide in water failed to cause any damage of the stomach or gullet in rabbits.</p> <p>The material has NOT been classified by EC Directives or other classification systems as "harmful by ingestion". This is because of the lack of corroborating animal or human evidence.</p>
Skin Contact	<p>The material can produce severe chemical burns following direct contact with the skin. Skin contact is not thought to have harmful health effects (as classified under EC Directives); the material may still produce health damage following entry through wounds, lesions or abrasions.</p> <p>Sodium hydroxide causes burns which may take time to manifest and cause pain, thus care should be taken to avoid contamination of gloves and boots. A 5% aqueous solution of it produces tissue death on rabbit skin while 1% solution caused no effect on irrigated rabbit eye.</p> <p>Open cuts, abraded or irritated skin should not be exposed to this material</p> <p>Entry into the blood-stream, through, for example, cuts, abrasions or lesions, may produce systemic injury with harmful effects. Examine the skin prior to the use of the material and ensure that any external damage is suitably protected.</p>

Eye	<p>If applied to the eyes, this material causes severe eye damage.</p> <p>Direct eye contact with corrosive bases can cause pain and burns. There may be swelling, epithelium destruction, clouding of the cornea and inflammation of the iris. Mild cases often resolve; severe cases can be prolonged with complications such as persistent swelling, scarring, permanent cloudiness, bulging of the eye, cataracts, eyelids glued to the eyeball and blindness.</p>
Chronic	<p>Repeated or prolonged exposure to corrosives may result in the erosion of teeth, inflammatory and ulcerative changes in the mouth and necrosis (rarely) of the jaw. Bronchial irritation, with cough, and frequent attacks of bronchial pneumonia may ensue.</p> <p>Long-term exposure to respiratory irritants may result in airways disease, involving difficulty breathing and related whole-body problems.</p> <p>Substance accumulation, in the human body, may occur and may cause some concern following repeated or long-term occupational exposure.</p>

Stabilizer Solution for Ammonia Test Kits	TOXICITY	IRRITATION
Stabilizer Solution for Ammonia Test Kits	TOXICITY	IRRITATION

SODIUM HYDROXIDE	<p>The material may produce severe irritation to the eye causing pronounced inflammation. Repeated or prolonged exposure to irritants may produce conjunctivitis.</p> <p>The material may cause severe skin irritation after prolonged or repeated exposure and may produce on contact skin redness, swelling, the production of vesicles, scaling and thickening of the skin. Repeated exposures may produce severe ulceration.</p> <p>Asthma-like symptoms may continue for months or even years after exposure to the material ends. This may be due to a non-allergic condition known as reactive airways dysfunction syndrome (RADS) which can occur after exposure to high levels of highly irritating compound. Main criteria for diagnosing RADS include the absence of previous airways disease in a non-atopic individual, with sudden onset of persistent asthma-like symptoms within minutes to hours of a documented exposure to the irritant. Other criteria for diagnosis of RADS include a reversible airflow pattern on lung function tests, moderate to severe bronchial hyperreactivity on methacholine challenge testing, and the lack of minimal lymphocytic inflammation, without eosinophilia. RADS (or asthma) following an irritating inhalation is an infrequent disorder with rates related to the concentration of and duration of exposure to the irritating substance.</p>
WATER	No significant acute toxicological data identified in literature search.

Acute Toxicity	⊘	Carcinogenicity	⊘
Skin Irritation/Corrosion	✔	Reproductivity	⊘
Serious Eye Damage/Irritation	✔	STOT - Single Exposure	⊘
Respiratory or Skin sensitisation	⊘	STOT - Repeated Exposure	⊘
Mutagenicity	⊘	Aspiration Hazard	⊘

Legend:
 ✔ – Data available to make classification
 ✘ – Data available but does not fill the criteria for classification
 ⊘ – Data Not Available to make classification

CMR STATUS

Not Applicable

SECTION 12 ECOLOGICAL INFORMATION

Toxicity

NOT AVAILABLE

Ingredient	Endpoint	Test Duration (hr)	Effect	Value	Species	BCF
Stabilizer Solution for Ammonia Test Kits	Not Available	Not Available	Not Available	Not Available	Not Available	Not Available
sodium hydroxide	Not Available	Not Available	Not Available	Not Available	Not Available	Not Available
water	Not Available	Not Available	Not Available	Not Available	Not Available	Not Available

DO NOT discharge into sewer or waterways.

Persistence and degradability

Ingredient	Persistence: Water/Soil	Persistence: Air
sodium hydroxide	LOW	LOW
water	LOW	LOW

Bioaccumulative potential

Ingredient	Bioaccumulation
sodium hydroxide	LOW (LogKOW = -3.8796)
water	LOW (LogKOW = -1.38)

Mobility in soil

Ingredient	Mobility
sodium hydroxide	LOW (KOC = 14.3)
water	LOW (KOC = 14.3)


SECTION 13 DISPOSAL CONSIDERATIONS

Waste treatment methods

Product / Packaging disposal	<p>Legislation addressing waste disposal requirements may differ by country, state and/ or territory. Each user must refer to laws operating in their area. In some areas, certain wastes must be tracked.</p> <p>Dispose of according to federal, state, and local regulations.</p>
-------------------------------------	--

SECTION 14 TRANSPORT INFORMATION

Labels Required

	
Marine Pollutant	NO

Land transport (DOT)

UN number	3316						
Packing group	II						
UN proper shipping name	Chemical kits; First aid kits						
Environmental hazard	No relevant data						
Transport hazard class(es)	Class 9						
Special precautions for user	<table border="0"> <tr> <td>Hazard Label</td> <td> </td> <td>9</td> </tr> <tr> <td>Special provisions</td> <td> </td> <td>15</td> </tr> </table>	Hazard Label		9	Special provisions		15
Hazard Label		9					
Special provisions		15					

Air transport (ICAO-IATA / DGR)

UN number	3316																					
Packing group	II																					
UN proper shipping name	Chemical kit; First aid kit																					
Environmental hazard	No relevant data																					
Transport hazard class(es)	<table border="0"> <tr> <td>ICAO/IATA Class</td> <td> </td> <td>9</td> </tr> <tr> <td>ICAO / IATA Subrisk</td> <td> </td> <td>Not Applicable</td> </tr> <tr> <td>ERG Code</td> <td> </td> <td>9L</td> </tr> </table>	ICAO/IATA Class		9	ICAO / IATA Subrisk		Not Applicable	ERG Code		9L												
ICAO/IATA Class		9																				
ICAO / IATA Subrisk		Not Applicable																				
ERG Code		9L																				
Special precautions for user	<table border="0"> <tr> <td>Special provisions</td> <td> </td> <td>A44 A163</td> </tr> <tr> <td>Cargo Only Packing Instructions</td> <td> </td> <td>960</td> </tr> <tr> <td>Cargo Only Maximum Qty / Pack</td> <td> </td> <td>10 kg</td> </tr> <tr> <td>Passenger and Cargo Packing Instructions</td> <td> </td> <td>960</td> </tr> <tr> <td>Passenger and Cargo Maximum Qty / Pack</td> <td> </td> <td>10 kg</td> </tr> <tr> <td>Passenger and Cargo Limited Quantity Packing Instructions</td> <td> </td> <td>Y960</td> </tr> <tr> <td>Passenger and Cargo Limited Maximum Qty / Pack</td> <td> </td> <td>1 kg</td> </tr> </table>	Special provisions		A44 A163	Cargo Only Packing Instructions		960	Cargo Only Maximum Qty / Pack		10 kg	Passenger and Cargo Packing Instructions		960	Passenger and Cargo Maximum Qty / Pack		10 kg	Passenger and Cargo Limited Quantity Packing Instructions		Y960	Passenger and Cargo Limited Maximum Qty / Pack		1 kg
Special provisions		A44 A163																				
Cargo Only Packing Instructions		960																				
Cargo Only Maximum Qty / Pack		10 kg																				
Passenger and Cargo Packing Instructions		960																				
Passenger and Cargo Maximum Qty / Pack		10 kg																				
Passenger and Cargo Limited Quantity Packing Instructions		Y960																				
Passenger and Cargo Limited Maximum Qty / Pack		1 kg																				

Sea transport (IMDG-Code / GGVSee)

UN number	3316
Packing group	II
UN proper shipping name	CHEMICAL KIT or FIRST AID KIT
Environmental hazard	Not Applicable

Transport hazard class(es)	IMDG Class	9
	IMDG Subrisk	Not Applicable
Special precautions for user	EMS Number	F-A, S-P
	Special provisions	251 340
	Limited Quantities	SP251

Transport in bulk according to Annex II of MARPOL and the IBC code

Source	Ingredient	Pollution Category
	Stabilizer Solution for Ammonia Test Kits	

SECTION 15 REGULATORY INFORMATION**Safety, health and environmental regulations / legislation specific for the substance or mixture**

sodium hydroxide(1310-73-2) is found on the following regulatory lists	"US - Alaska Limits for Air Contaminants", "US - California OEHHA/ARB - Acute Reference Exposure Levels and Target Organs (RELs)", "US - California Permissible Exposure Limits for Chemical Contaminants", "US - Hawaii Air Contaminant Limits", "US - Idaho - Limits for Air Contaminants", "US - Massachusetts - Right To Know Listed Chemicals", "US - Michigan Exposure Limits for Air Contaminants", "US - Minnesota Permissible Exposure Limits (PELs)", "US - Oregon Permissible Exposure Limits (Z-1)", "US - Pennsylvania - Hazardous Substance List", "US - Rhode Island Hazardous Substance List", "US - Tennessee Occupational Exposure Limits - Limits For Air Contaminants", "US - Vermont Permissible Exposure Limits Table Z-1-A Final Rule Limits for Air Contaminants", "US - Vermont Permissible Exposure Limits Table Z-1-A Transitional Limits for Air Contaminants", "US - Washington Permissible exposure limits of air contaminants", "US - Washington Toxic air pollutants and their ASIL, SQER and de minimis emission values", "US - Wyoming Toxic and Hazardous Substances Table Z1 Limits for Air Contaminants", "US ACGIH Threshold Limit Values (TLV)", "US CWA (Clean Water Act) - List of Hazardous Substances", "US NIOSH Recommended Exposure Limits (RELs)", "US OSHA Permissible Exposure Levels (PELs) - Table Z1", "US Toxic Substances Control Act (TSCA) - Chemical Substance Inventory"
water(7732-18-5) is found on the following regulatory lists	"US - Pennsylvania - Hazardous Substance List", "US Toxic Substances Control Act (TSCA) - Chemical Substance Inventory"

SECTION 16 OTHER INFORMATION**Other information****Ingredients with multiple cas numbers**

Name	CAS No
Not Available	Not Available

Classification of the preparation and its individual components has drawn on official and authoritative sources as well as independent review by the Chemwatch Classification committee using available literature references.

The SDS is a Hazard Communication tool and should be used to assist in the Risk Assessment. Many factors determine whether the reported Hazards are Risks in the workplace or other settings. Risks may be determined by reference to Exposures Scenarios. Scale of use, frequency of use and current or available engineering controls must be considered.

This document is copyright. Apart from any fair dealing for the purposes of private study, research, review or criticism, as permitted under the Copyright Act, no part may be reproduced by any process without written permission from CHEMWATCH. TEL (+61 3) 9572 4700.



Simplicity in Water Analysis

Cover Page for Safety Data Sheet

Thank you for choosing CHEMetrics, Inc. We appreciate your business. In order to best serve your needs for accurate and complete Safety Data, we offer the following information as supplemental to the attached SDS.

SDS No.: S1405

Version No.: 1.1

Product Name: Catalyzer Solution for Ammonia Test Kits

Part No.: A-1405

Product Descriptions:

Stabilizer Solution: Opaque plastic bottle containing liquid reagent. Each bottle of solution contains approximately 9 mL of liquid reagent. Test kits contain one bottle of solution. A-1410 Accessory Packs contain two (2) bottles of A-1405 solution.

Addendum to Section 14 Transport Information:

Shipping container markings and labels for this product, as received, may vary from the contents of section 14 of the SDS for one or both of the following reasons:

- CHEMetrics has packaged this product as Dangerous Goods in Excepted Quantities according to IATA, US DOT, and IMDG regulations.
- CHEMetrics has packaged this product as part of a test kit or reagent set composed of various chemical reagents and elected to ship as UN 3316 Chemical Kit, Hazard Class 9, Packing Group II or III.

In case of reshipment, it is the responsibility of the shipper to determine appropriate labels and markings in accordance with applicable transportation regulations.

Additional Information:

- "Print Date" = Revision Date (expressed as DD/MM/YYYY)
- Test kits and reagents sets may contain additional chemical reagents. See separate SDS(s).

CHEMetrics®, VACUettes®, Vacu-vials®, and Titrets® are registered trademarks of CHEMetrics Inc.



Catalyzer Solution for Ammonia Test Kits

CHEMetrics, Inc.

Chemwatch: 9-386296

SDS No: S1405

Version No: 1.1

Safety Data Sheet according to OSHA HazCom Standard (2012) requirements

Chemwatch Hazard Alert Code:

Issue Date: 25/04/2017

Print Date: 25/04/2017

Initial Date: 14/04/2017

S.GHS.U.S.A.EN

SECTION 1 IDENTIFICATION OF THE SUBSTANCE / MIXTURE AND OF THE COMPANY / UNDERTAKING

Product Identifier

Product name	Catalyzer Solution for Ammonia Test Kits
Synonyms	Part No.: A-1405
Proper shipping name	Chemical kits First aid kits
Chemical formula	Not Applicable
Other means of identification	Not Available
CAS number	Not Applicable

Relevant identified uses of the substance or mixture and uses advised against

Relevant identified uses	Component of water analysis test kits K-1413, K-1420, K-1420B, K-1420D and Accessory Pack A-1410
--------------------------	--

Details of the supplier of the safety data sheet

Registered company name	CHEMetrics, Inc.
Address	4295 Catlett Road, Midland, VA. 22728 United States
Telephone	1-540-788-9026
Fax	1-540-788-4856
Website	www.chemetrics.com
Email	technical@chemetrics.com

Emergency telephone number

Association / Organisation	ChemTel Inc.
Emergency telephone numbers	1-800-255-3924
Other emergency telephone numbers	+01-813-248-0585

SECTION 2 HAZARDS IDENTIFICATION

Classification of the substance or mixture

Classification	Acute Toxicity (Oral) Category 4, Acute Aquatic Hazard Category 3
----------------	---

Label elements

GHS label elements	
--------------------	--

SIGNAL WORD	WARNING
-------------	----------------

Hazard statement(s)

H302	Harmful if swallowed.
H402	Harmful to aquatic life

Precautionary statement(s) Prevention

P101	If medical advice is needed, have product container or label at hand.
P102	Keep out of reach of children.
P103	Read label before use.
P264	Wash all exposed external body areas thoroughly after handling.
P270	Do not eat, drink or smoke when using this product.

Continued...

Precautionary statement(s) Response

P301+P312	IF SWALLOWED: Call a POISON CENTER or doctor/physician if you feel unwell.
P330	Rinse mouth.

Precautionary statement(s) Storage

Not Applicable

Precautionary statement(s) Disposal

P501	Dispose of contents/container in accordance with local regulations.
------	---

SECTION 3 COMPOSITION / INFORMATION ON INGREDIENTS**Substances**

See section below for composition of Mixtures

Mixtures

CAS No	%[weight]	Name
13755-38-9	12	<u>sodium nitroprusside</u>
7732-18-5	88	<u>water</u>

SECTION 4 FIRST AID MEASURES**Description of first aid measures**

Eye Contact	<p>If this product comes in contact with the eyes:</p> <ul style="list-style-type: none"> ▶ Wash out immediately with fresh running water. ▶ Ensure complete irrigation of the eye by keeping eyelids apart and away from eye and moving the eyelids by occasionally lifting the upper and lower lids. ▶ Seek medical attention without delay; if pain persists or recurs seek medical attention. ▶ Removal of contact lenses after an eye injury should only be undertaken by skilled personnel.
Skin Contact	<p>If skin contact occurs:</p> <ul style="list-style-type: none"> ▶ Immediately remove all contaminated clothing, including footwear. ▶ Flush skin and hair with running water (and soap if available). ▶ Seek medical attention in event of irritation.
Inhalation	<ul style="list-style-type: none"> ▶ If fumes or combustion products are inhaled remove from contaminated area. ▶ Lay patient down. Keep warm and rested. ▶ Prostheses such as false teeth, which may block airway, should be removed, where possible, prior to initiating first aid procedures. ▶ Apply artificial respiration if not breathing, preferably with a demand valve resuscitator, bag-valve mask device, or pocket mask as trained. Perform CPR if necessary. ▶ Transport to hospital, or doctor.
Ingestion	<ul style="list-style-type: none"> ▶ IF SWALLOWED, REFER FOR MEDICAL ATTENTION, WHERE POSSIBLE, WITHOUT DELAY. ▶ For advice, contact a Poisons Information Centre or a doctor. ▶ Urgent hospital treatment is likely to be needed. ▶ In the mean time, qualified first-aid personnel should treat the patient following observation and employing supportive measures as indicated by the patient's condition. ▶ If the services of a medical officer or medical doctor are readily available, the patient should be placed in his/her care and a copy of the SDS should be provided. Further action will be the responsibility of the medical specialist. ▶ If medical attention is not available on the worksite or surroundings send the patient to a hospital together with a copy of the SDS. <p>Where medical attention is not immediately available or where the patient is more than 15 minutes from a hospital or unless instructed otherwise:</p> <ul style="list-style-type: none"> ▶ INDUCE vomiting with fingers down the back of the throat, ONLY IF CONSCIOUS. Lean patient forward or place on left side (head-down position, if possible) to maintain open airway and prevent aspiration. <p>NOTE: Wear a protective glove when inducing vomiting by mechanical means.</p>

Most important symptoms and effects, both acute and delayed

	See Section 11
--	----------------

Indication of any immediate medical attention and special treatment needed

Treat symptomatically.

For cyanide intoxication (and for certain nitriles which produce cyanide ion)

- ▶ Signs symptoms of acute cyanide poisoning reflect cellular hypoxia and are often non-specific.
- ▶ Cyanosis may be a late finding.
- ▶ A *bradycardic*, hypertensive and tachypneic patient suggests poisoning especially if CNS and cardiovascular depression subsequently occurs.
- ▶ Immediate attention should be directed towards assisted ventilation, administration of 100% oxygen, insertion of intravenous lines and institution of cardiac monitoring.
- ▶ Obtain an arterial blood gas immediately and correct any severe metabolic acidosis (pH below 7.15).
- ▶ Mildly symptomatic patients generally require supportive care alone. Nitrites should not be given indiscriminately - in all cases of moderate to severe poisoning, they should be given in conjunction with thiosulfate. As a temporizing measure supply amyl nitrite perles (0.2ml inhaled 30 seconds every minute) until intravenous lines for sodium nitrite are established. 10 ml of a 3% solution is administered over 4 minutes to produce 20% methaemoglobin in adults. Follow directly with 50 ml of 25% sodium thiosulfate, at the same rate, IV. If symptoms reappear or persist within 1/2-1 hour, repeat nitrite and thiosulfate at 50% of initial dose. As the mode of action involves the metabolic conversion of the thiosulfate to thiocyanate, renal failure may enhance thiocyanate toxicity.
- ▶ Methylene blue is not an antidote. [Ellenhorn and Barceloux: Medical Toxicology]

If amyl nitrite intervention is employed then Medical Treatment Kits should contain the following:

- ▶ One box containing one dozen amyl nitrite ampoules
- ▶ Two sterile ampoules of sodium nitrite solution (10 mL of a 3% solution in each)
- ▶ Two sterile ampoules of sodium thiosulfate solution (50 mL of a 25% solution in each)

- ▶ One 10 mL sterile syringe. One 50 mL sterile syringe. Two sterile intravenous needles. One tourniquet.
- ▶ One dozen gauze pads.
- ▶ Latex gloves
- ▶ A "Biohazard" bag for disposal of bloody/contaminated equipment.
- ▶ A set of cyanide instructions on first aid and medical treatment.

- Notes on the use of amyl nitrite:-

- ▶ AN is highly volatile and flammable - do not smoke or use around a source of ignition.
- ▶ If treating patient in a windy or draughty area provide some shelter or protection (shirt, wall, drum, cupped hand etc.) to prevent amyl nitrite vapour from being blown away. Keep ampoule upwind from the nose, the objective is to get amyl nitrite into the patients lungs.
- ▶ Rescuers should avoid AN inhalation to avoid becoming dizzy and losing competence.
- ▶ Lay the patient down. Since AN dilates blood vessels and lowers blood pressure, lying down will help keep patient conscious.
- ▶ **DO NOT overuse - excessive use might put the patient into shock.** Experience at DuPont plants has not shown any serious after-effects from treatment with amyl nitrite.

ADDITIONAL NOTES:

- ▶ Major medical treatment procedures may vary e.g. US (FDA method as recommended by DuPont) uses amyl nitrite as a methaemoglobin generator, followed by treatment with sodium nitrite and then sodium thiosulfate.

MODES OF ACTION: Amyl nitrite (AN) reacts with haemoglobin (HB) to form about 5% methaemoglobin (MHB). Sodium nitrite (NaNO₂) reacts with haemoglobin to form approximately 20-30% methaemoglobin. Methaemoglobin attracts cyanide ions (CN) from tissue and binds with them to become cyanmethaemoglobin (CNMHB). Sodium thiosulfate (Na₂S₂O₃) converts cyanmethaemoglobin to thiocyanate (HSCN) which is excreted by the kidneys. i.e. AN + HB = MHB NaNO₂ + HB = MHB CN + MHB = CNMHB Na₂S₂O₃ + CNMHB + O₂ = HSCN

- ▶ The administration of the antidote salts is intravenous in normal saline, Ringers lactate or other available IV fluid.
- ▶ European practice may use 4-dimethylaminophenol (DMAP) as a methaemoglobin generator. Also hydroxycobalamin (Vitamin B12a) is used. Hydroxycobalamin works by reacting with cyanide to form cyanocobalamin (Vitamin B12) which is excreted in the urine.
- ▶ European and Australian NOHSC (ASCC) propose dicobalt edetate (Kelocyanor) as antidote. This acts by chelating cyanide to form stable cobaltcyanide, which is excreted in the urine. In all cases hyperbaric therapy may increase the efficiency of a cyanide antidote kit.

SECTION 5 FIREFIGHTING MEASURES

Extinguishing media

- ▶ Water spray or fog.
- ▶ Foam.
- ▶ Dry chemical powder.
- ▶ BCF (where regulations permit).
- ▶ Carbon dioxide.

Special hazards arising from the substrate or mixture

Fire Incompatibility	None known.
-----------------------------	-------------

Advice for firefighters

Fire Fighting	<ul style="list-style-type: none"> ▶ Alert Fire Brigade and tell them location and nature of hazard. ▶ Wear breathing apparatus plus protective gloves in the event of a fire. ▶ Prevent, by any means available, spillage from entering drains or water courses. ▶ Use fire fighting procedures suitable for surrounding area. ▶ DO NOT approach containers suspected to be hot. ▶ Cool fire exposed containers with water spray from a protected location. ▶ If safe to do so, remove containers from path of fire. ▶ Equipment should be thoroughly decontaminated after use.
Fire/Explosion Hazard	<ul style="list-style-type: none"> ▶ Non combustible. ▶ Not considered a significant fire risk, however containers may burn. <p>Decomposition may produce toxic fumes of: nitrogen oxides (NO_x)</p>

SECTION 6 ACCIDENTAL RELEASE MEASURES

Personal precautions, protective equipment and emergency procedures

Minor Spills	<p>Environmental hazard - contain spillage.</p> <ul style="list-style-type: none"> ▶ Clean up all spills immediately. ▶ Avoid breathing vapours and contact with skin and eyes. ▶ Control personal contact with the substance, by using protective equipment. ▶ Contain and absorb spill with sand, earth, inert material or vermiculite. ▶ Wipe up. ▶ Place in a suitable, labelled container for waste disposal.
Major Spills	<p>Environmental hazard - contain spillage.</p> <ul style="list-style-type: none"> ▶ Clear area of personnel and move upwind. ▶ Alert Fire Brigade and tell them location and nature of hazard. ▶ Wear breathing apparatus plus protective gloves. ▶ Prevent, by any means available, spillage from entering drains or water course. ▶ Stop leak if safe to do so. ▶ Contain spill with sand, earth or vermiculite. ▶ Collect recoverable product into labelled containers for recycling. ▶ Neutralise/decontaminate residue (see Section 13 for specific agent). ▶ Collect solid residues and seal in labelled drums for disposal. ▶ Wash area and prevent runoff into drains. ▶ After clean up operations, decontaminate and launder all protective clothing and equipment before storing and re-using. ▶ If contamination of drains or waterways occurs, advise emergency services.
	Personal Protective Equipment advice is contained in Section 8 of the SDS.

SECTION 7 HANDLING AND STORAGE

Catalyzer Solution for Ammonia Test Kits

Precautions for safe handling

Safe handling	<ul style="list-style-type: none"> ▶ Avoid all personal contact, including inhalation. ▶ Wear protective clothing when risk of exposure occurs. ▶ Use in a well-ventilated area. ▶ Prevent concentration in hollows and sumps. ▶ DO NOT enter confined spaces until atmosphere has been checked. ▶ DO NOT allow material to contact humans, exposed food or food utensils. ▶ Avoid contact with incompatible materials. ▶ When handling, DO NOT eat, drink or smoke. ▶ Keep containers securely sealed when not in use. ▶ Avoid physical damage to containers. ▶ Always wash hands with soap and water after handling. ▶ Work clothes should be laundered separately. Launder contaminated clothing before re-use. ▶ Use good occupational work practice. ▶ Observe manufacturer's storage and handling recommendations contained within this SDS. ▶ Atmosphere should be regularly checked against established exposure standards to ensure safe working conditions are maintained. ▶ Wear impact- and splash-resistant eyewear.
Other information	<ul style="list-style-type: none"> ▶ Store in original containers. ▶ Keep containers securely sealed. ▶ Store away from incompatible materials and foodstuff containers. ▶ Protect containers against physical damage and check regularly for leaks. ▶ Observe manufacturer's storage and handling recommendations contained within this SDS. ▶ For optimum analytical performance, store in the dark and at room temperature.

Conditions for safe storage, including any incompatibilities

Suitable container	<ul style="list-style-type: none"> ▶ Polyethylene or polypropylene container. ▶ Packing as recommended by manufacturer. ▶ Check all containers are clearly labelled and free from leaks.
Storage incompatibility	<p>ferricyanide:</p> <ul style="list-style-type: none"> ▶ mixtures with water, acids, or alcohols may slowly decompose producing hydrocyanic acid ▶ reacts explosively with strong oxidisers, ammonia chromium trioxide, chromic acid, chromic anhydride, sodium nitrite ▶ reacts violently with copper(II) nitrate, trihydrate. ▶ Contact with acids produces toxic fumes

PACKAGE MATERIAL INCOMPATIBILITIES

Not Available

SECTION 8 EXPOSURE CONTROLS / PERSONAL PROTECTION

Control parameters

OCCUPATIONAL EXPOSURE LIMITS (OEL)

INGREDIENT DATA

Source	Ingredient	Material name	TWA	STEL	Peak	Notes
US OSHA Permissible Exposure Levels (PELs) - Table Z1	sodium nitroprusside	Cyanides	5 mg/m ³	Not Available	Not Available	(as Cu)
US ACGIH Threshold Limit Values (TLV)	sodium nitroprusside	Hydrogen cyanide and cyanide salts, as CN - Cyanide salts	Not Available	Not Available	5 mg/m ³	TLV® Basis: URT irr; headache; nausea; thyroid eff
US ACGIH Threshold Limit Values (TLV)	sodium nitroprusside	Iron salts, soluble, as Fe	1 mg/m ³	Not Available	Not Available	TLV® Basis: URT & skin irr

EMERGENCY LIMITS

Ingredient	Material name	TEEL-1	TEEL-2	TEEL-3
sodium nitroprusside	Sodium nitroprusside	0.21 mg/m ³	2.3 mg/m ³	14 mg/m ³

Ingredient	Original IDLH	Revised IDLH
sodium nitroprusside	50 mg/m ³	25 mg/m ³
water	Not Available	Not Available

Exposure controls

Appropriate engineering controls	<p>Engineering controls are used to remove a hazard or place a barrier between the worker and the hazard. Well-designed engineering controls can be highly effective in protecting workers and will typically be independent of worker interactions to provide this high level of protection.</p> <p>The basic types of engineering controls are:</p> <p>Process controls which involve changing the way a job activity or process is done to reduce the risk.</p> <p>Enclosure and/or isolation of emission source which keeps a selected hazard "physically" away from the worker and ventilation that strategically "adds" and "removes" air in the work environment. Ventilation can remove or dilute an air contaminant if designed properly. The design of a ventilation system must match the particular process and chemical or contaminant in use.</p> <p>Employers may need to use multiple types of controls to prevent employee overexposure.</p> <p>General exhaust is adequate under normal operating conditions. If risk of overexposure exists, wear SAA approved respirator. Correct fit is essential to obtain adequate protection. Provide adequate ventilation in warehouse or closed storage areas. Air contaminants generated in the workplace possess varying "escape" velocities which, in turn, determine the "capture velocities" of fresh circulating air required to effectively remove the contaminant.</p>				
	<table border="1"> <tr> <td>Type of Contaminant:</td> <td>Air Speed:</td> </tr> <tr> <td>solvent, vapours, degreasing etc., evaporating from tank (in still air)</td> <td>0.25-0.5 m/s (50-100 f/min)</td> </tr> </table>	Type of Contaminant:	Air Speed:	solvent, vapours, degreasing etc., evaporating from tank (in still air)	0.25-0.5 m/s (50-100 f/min)
Type of Contaminant:	Air Speed:				
solvent, vapours, degreasing etc., evaporating from tank (in still air)	0.25-0.5 m/s (50-100 f/min)				

Continued...

Catalyzer Solution for Ammonia Test Kits

	<p>aerosols, fumes from pouring operations, intermittent container filling, low speed conveyer transfers, welding, spray drift, plating acid fumes, pickling (released at low velocity into zone of active generation)</p> <p>0.5-1 m/s (100-200 f/min.)</p> <p>direct spray, spray painting in shallow booths, drum filling, conveyer loading, crusher dusts, gas discharge (active generation into zone of rapid air motion)</p> <p>1-2.5 m/s (200-500 f/min)</p> <p>grinding, abrasive blasting, tumbling, high speed wheel generated dusts (released at high initial velocity into zone of very high rapid air motion).</p> <p>2.5-10 m/s (500-2000 f/min.)</p> <p>Within each range the appropriate value depends on:</p> <table border="1"> <thead> <tr> <th>Lower end of the range</th> <th>Upper end of the range</th> </tr> </thead> <tbody> <tr> <td>1: Room air currents minimal or favourable to capture</td> <td>1: Disturbing room air currents</td> </tr> <tr> <td>2: Contaminants of low toxicity or of nuisance value only</td> <td>2: Contaminants of high toxicity</td> </tr> <tr> <td>3: Intermittent, low production.</td> <td>3: High production, heavy use</td> </tr> <tr> <td>4: Large hood or large air mass in motion</td> <td>4: Small hood - local control only</td> </tr> </tbody> </table> <p>Simple theory shows that air velocity falls rapidly with distance away from the opening of a simple extraction pipe. Velocity generally decreases with the square of distance from the extraction point (in simple cases). Therefore the air speed at the extraction point should be adjusted, accordingly, after reference to distance from the contaminating source. The air velocity at the extraction fan, for example, should be a minimum of 1-2 m/s (200-400 f/min.) for extraction of solvents generated in a tank 2 meters distant from the extraction point. Other mechanical considerations, producing performance deficits within the extraction apparatus, make it essential that theoretical air velocities are multiplied by factors of 10 or more when extraction systems are installed or used.</p>	Lower end of the range	Upper end of the range	1: Room air currents minimal or favourable to capture	1: Disturbing room air currents	2: Contaminants of low toxicity or of nuisance value only	2: Contaminants of high toxicity	3: Intermittent, low production.	3: High production, heavy use	4: Large hood or large air mass in motion	4: Small hood - local control only
Lower end of the range	Upper end of the range										
1: Room air currents minimal or favourable to capture	1: Disturbing room air currents										
2: Contaminants of low toxicity or of nuisance value only	2: Contaminants of high toxicity										
3: Intermittent, low production.	3: High production, heavy use										
4: Large hood or large air mass in motion	4: Small hood - local control only										
Personal protection											
Eye and face protection	<ul style="list-style-type: none"> ▶ Safety glasses with side shields ▶ Chemical goggles. ▶ Contact lenses may pose a special hazard; soft contact lenses may absorb and concentrate irritants. A written policy document, describing the wearing of lenses or restrictions on use, should be created for each workplace or task. This should include a review of lens absorption and adsorption for the class of chemicals in use and an account of injury experience. Medical and first-aid personnel should be trained in their removal and suitable equipment should be readily available. In the event of chemical exposure, begin eye irrigation immediately and remove contact lens as soon as practicable. Lens should be removed at the first signs of eye redness or irritation - lens should be removed in a clean environment only after workers have washed hands thoroughly. [CDC NIOSH Current Intelligence Bulletin 59], [AS/NZS 1336 or national equivalent] 										
Skin protection	See Hand protection below										
Hands/feet protection	<ul style="list-style-type: none"> ▶ Wear chemical protective gloves, e.g. PVC. ▶ Wear safety footwear or safety gumboots, e.g. Rubber <p>The selection of suitable gloves does not only depend on the material, but also on further marks of quality which vary from manufacturer to manufacturer. Where the chemical is a preparation of several substances, the resistance of the glove material can not be calculated in advance and has therefore to be checked prior to the application.</p> <p>The exact break through time for substances has to be obtained from the manufacturer of the protective gloves and has to be observed when making a final choice.</p> <p>Personal hygiene is a key element of effective hand care. Gloves must only be worn on clean hands. After using gloves, hands should be washed and dried thoroughly. Application of a non-perfumed moisturizer is recommended.</p> <p>Suitability and durability of glove type is dependent on usage. Important factors in the selection of gloves include:</p> <ul style="list-style-type: none"> • frequency and duration of contact, • chemical resistance of glove material, • glove thickness and • dexterity <p>Select gloves tested to a relevant standard (e.g. Europe EN 374, US F739, AS/NZS 2161.1 or national equivalent).</p> <ul style="list-style-type: none"> • When prolonged or frequently repeated contact may occur, a glove with a protection class of 5 or higher (breakthrough time greater than 240 minutes according to EN 374, AS/NZS 2161.10.1 or national equivalent) is recommended. • When only brief contact is expected, a glove with a protection class of 3 or higher (breakthrough time greater than 60 minutes according to EN 374, AS/NZS 2161.10.1 or national equivalent) is recommended. • Some glove polymer types are less affected by movement and this should be taken into account when considering gloves for long-term use. • Contaminated gloves should be replaced. <p>For general applications, gloves with a thickness typically greater than 0.35 mm, are recommended.</p> <p>It should be emphasised that glove thickness is not necessarily a good predictor of glove resistance to a specific chemical, as the permeation efficiency of the glove will be dependent on the exact composition of the glove material. Therefore, glove selection should also be based on consideration of the task requirements and knowledge of breakthrough times.</p> <p>Glove thickness may also vary depending on the glove manufacturer, the glove type and the glove model. Therefore, the manufacturers' technical data should always be taken into account to ensure selection of the most appropriate glove for the task.</p> <p>Note: Depending on the activity being conducted, gloves of varying thickness may be required for specific tasks. For example:</p> <ul style="list-style-type: none"> • Thinner gloves (down to 0.1 mm or less) may be required where a high degree of manual dexterity is needed. However, these gloves are only likely to give short duration protection and would normally be just for single use applications, then disposed of. • Thicker gloves (up to 3 mm or more) may be required where there is a mechanical (as well as a chemical) risk i.e. where there is abrasion or puncture potential <p>Gloves must only be worn on clean hands. After using gloves, hands should be washed and dried thoroughly. Application of a non-perfumed moisturiser is recommended.</p>										
Body protection	See Other protection below										
Other protection	<ul style="list-style-type: none"> ▶ Overalls. ▶ P.V.C. apron. ▶ Barrier cream. ▶ Skin cleansing cream. ▶ Eye wash unit. 										
Thermal hazards	Not Available										

Recommended material(s)

GLOVE SELECTION INDEX

Respiratory protection

Catalyzer Solution for Ammonia Test Kits

Glove selection is based on a modified presentation of the:

Not Available

"Forsberg Clothing Performance Index".

The effect(s) of the following substance(s) are taken into account in the **computer-generated** selection:

Catalyzer Solution for Ammonia Test Kits

Material	CPI
BUTYL	A
NEOPRENE	A
VITON	A
NATURAL RUBBER	C
PVA	C

* CPI - Chemwatch Performance Index

A: Best Selection

B: Satisfactory; may degrade after 4 hours continuous immersion

C: Poor to Dangerous Choice for other than short term immersion

NOTE: As a series of factors will influence the actual performance of the glove, a final selection must be based on detailed observation. -

* Where the glove is to be used on a short term, casual or infrequent basis, factors such as "feel" or convenience (e.g. disposability), may dictate a choice of gloves which might otherwise be unsuitable following long-term or frequent use. A qualified practitioner should be consulted.

SECTION 9 PHYSICAL AND CHEMICAL PROPERTIES

Information on basic physical and chemical properties

Appearance	Red		
Physical state	liquid	Relative density (Water = 1)	1.1
Odour	Odourless	Partition coefficient n-octanol / water	Not Available
Odour threshold	Not Available	Auto-ignition temperature (°C)	Not Available
pH (as supplied)	5.7	Decomposition temperature	Not Available
Melting point / freezing point (°C)	0	Viscosity (cSt)	Not Available
Initial boiling point and boiling range (°C)	100	Molecular weight (g/mol)	Not Available
Flash point (°C)	Not Applicable	Taste	Not Available
Evaporation rate	Not Available	Explosive properties	Not Available
Flammability	Not Applicable	Oxidising properties	Not Available
Upper Explosive Limit (%)	Not Available	Surface Tension (dyn/cm or mN/m)	Not Available
Lower Explosive Limit (%)	Not Available	Volatile Component (%vol)	Not Available
Vapour pressure (kPa)	Not Available	Gas group	Not Available
Solubility in water (g/L)	Miscible	pH as a solution	Not Available
Vapour density (Air = 1)	Not Available	VOC g/L	Not Available

SECTION 10 STABILITY AND REACTIVITY

Reactivity	See section 7
Chemical stability	<ul style="list-style-type: none"> ▶ Unstable in the presence of incompatible materials. ▶ Product is considered stable. ▶ Hazardous polymerisation will not occur.
Possibility of hazardous reactions	See section 7
Conditions to avoid	See section 7
Incompatible materials	See section 7
Hazardous decomposition products	See section 5

SECTION 11 TOXICOLOGICAL INFORMATION

Information on toxicological effects

Inhaled	Inhalation of vapours or aerosols (mists, fumes), generated by the material during the course of normal handling, may be harmful. The material is not thought to produce respiratory irritation (as classified by EC Directives using animal models). Nevertheless inhalation of vapours, fumes or aerosols, especially for prolonged periods, may produce respiratory discomfort and occasionally, distress.
Ingestion	Accidental ingestion of the material may be harmful; animal experiments indicate that ingestion of less than 150 gram may be fatal or may produce serious damage to the health of the individual. A number of materials such as cyanamide, calcium cyanamide, cyanates, isocyanates, isonitrile, thiocyanates, ferricyanide and ferrocyanide, and cyanoacetates do not exhibit the same toxic effects as cyanides and nitriles.

Continued...

Catalyzer Solution for Ammonia Test Kits

	The toxicity of complex cyanides depends on its stability in solution, ability to release cyanide ions on dissociation and alteration in pH of solutions. They are compounds in which the cyanide anion is incorporated into a complex or complexes and they are different in chemical and toxicologic properties from simple cyanides.
Skin Contact	Skin contact with the material may be harmful; systemic effects may result following absorption. The material is not thought to be a skin irritant (as classified by EC Directives using animal models). Temporary discomfort, however, may result from prolonged dermal exposures. Open cuts, abraded or irritated skin should not be exposed to this material Entry into the blood-stream, through, for example, cuts, abrasions or lesions, may produce systemic injury with harmful effects. Examine the skin prior to the use of the material and ensure that any external damage is suitably protected.
Eye	Although the liquid is not thought to be an irritant (as classified by EC Directives), direct contact with the eye may produce transient discomfort characterised by tearing or conjunctival redness (as with windburn).
Chronic	Substance accumulation, in the human body, may occur and may cause some concern following repeated or long-term occupational exposure. Chronic exposure to cyanides and certain nitriles may result in interference to iodine uptake by thyroid gland and its consequent enlargement. This occurs following metabolic conversion of the cyanide moiety to thiocyanate.

Catalyzer Solution for Ammonia Test Kits	TOXICITY	IRRITATION
Catalyzer Solution for Ammonia Test Kits	TOXICITY	IRRITATION

WATER	No significant acute toxicological data identified in literature search.
--------------	--

Acute Toxicity	✓	Carcinogenicity	⊘
Skin Irritation/Corrosion	⊘	Reproductivity	⊘
Serious Eye Damage/Irritation	⊘	STOT - Single Exposure	⊘
Respiratory or Skin sensitisation	⊘	STOT - Repeated Exposure	⊘
Mutagenicity	⊘	Aspiration Hazard	⊘

Legend: ✓ – Data available to make classification
 ✗ – Data available but does not fill the criteria for classification
 ⊘ – Data Not Available to make classification

CMR STATUS

Not Applicable

SECTION 12 ECOLOGICAL INFORMATION**Toxicity****NOT AVAILABLE**

Ingredient	Endpoint	Test Duration (hr)	Effect	Value	Species	BCF
Catalyzer Solution for Ammonia Test Kits	Not Available	Not Available	Not Available	Not Available	Not Available	Not Available
sodium nitroprusside	Not Available	Not Available	Not Available	Not Available	Not Available	Not Available
water	Not Available	Not Available	Not Available	Not Available	Not Available	Not Available

On the basis of available evidence concerning either toxicity, persistence, potential to accumulate and/or observed environmental fate and behaviour, the material may present a danger, immediate or long-term and/or delayed, to the structure and/or functioning of natural ecosystems.

Harmful to aquatic organisms.

Soil Guidelines: Dutch Criteria:

free cyanide: 1 mg/kg (target)

20 mg/kg (intervention)

complex cyanide (pH 5): 5 mg/kg (target)

50 mg/kg (intervention)

Air Quality Standards: no safe guidelines recommended due to carcinogenic properties.

For Complex Metallocyanides:

Environmental Fate: Metallocyanide complexes have a wide range of stabilities. Cobaltocyanide is difficult to destroy with highly destructive acid distillation in the laboratory. Metallocyanide complexes must be regarded as a delayed source of free cyanide in natural aquatic systems which will be released under certain conditions (e.g., ultraviolet irradiation, decreased pH, increased temperature) regardless of stability.

Atmospheric Fate: The iron cyanides are very stable but exhibit photodecomposition. In the presence of sunlight they dissociate to release the cyanide ion, thus affecting toxicity; at night the reaction may reverse to produce a less toxic form or state. Cyanide complexes of iron dissociate very little, but they are subject to photolysis by natural light.

Aquatic Fate: Zinc [Zn(CN)₄-2] and cadmium [Cd(CN)₃- and Cd(CN)₄-2] complexes dissociate rapidly and nearly completely in dilute solutions. Moderately stable complexes include copper [Cu(CN)₂- and Cu(CN)₃-2], nickel [Ni(CN)₄-2], and silver [Ag(CN)₂-2]. The most stable complexes include iron [Fe(CN)₆-4] and cobalt [Co(CN)₆-4]. Release of cyanide ion by photodecomposition might be important in relatively clean receiving waters. Complex metallocyanide ions in solution can be dissociated or decomposed to release free cyanide ion that forms hydrogen cyanide (HCN) through hydrolytic reactions in water. The concentration of HCN may change due to exposure to natural light, changes in pH or hardness, or because of increased dilution of the complex.

Ecotoxicity: The effect of pH on the toxicity of metallocyanides is complex. An increase in pH from 7.4 to 7.8 reduces the toxicity of cyanonickelate by ten- to 13-fold. The likelihood of predicting the toxicity of a complex effluent containing metallocyanides from its chemical analysis is remote. Toxicity tests on metallocyanides alone must be carried out with very precise pH control.

Ferrocyanide ion is toxic to fish. The US EPA recommends that ferrocyanide levels in water be maintained below 2 ppm. [OHMTADS]

DO NOT discharge into sewer or waterways.

Persistence and degradability

Continued...

Ingredient	Persistence: Water/Soil	Persistence: Air
water	LOW	LOW

Bioaccumulative potential

Ingredient	Bioaccumulation
water	LOW (LogKOW = -1.38)

Mobility in soil

Ingredient	Mobility
water	LOW (KOC = 14.3)

SECTION 13 DISPOSAL CONSIDERATIONS**Waste treatment methods**

Product / Packaging disposal	
	<p>Legislation addressing waste disposal requirements may differ by country, state and/ or territory. Each user must refer to laws operating in their area. In some areas, certain wastes must be tracked.</p> <p>Dispose of according to federal, state, and local regulations.</p>

SECTION 14 TRANSPORT INFORMATION**Labels Required**

	
Marine Pollutant	NO

Land transport (DOT)

UN number	3316
Packing group	III
UN proper shipping name	Chemical kits; First aid kits
Environmental hazard	No relevant data
Transport hazard class(es)	Class 9
Special precautions for user	Hazard Label 9 Special provisions 15

Air transport (ICAO-IATA / DGR)

UN number	3316
Packing group	III
UN proper shipping name	Chemical kit; First aid kit
Environmental hazard	No relevant data
Transport hazard class(es)	ICAO/IATA Class 9 ICAO / IATA Subrisk Not Applicable ERG Code 9L

Catalyzer Solution for Ammonia Test Kits

Special precautions for user	Special provisions	A44 A163
	Cargo Only Packing Instructions	960
	Cargo Only Maximum Qty / Pack	10 kg
	Passenger and Cargo Packing Instructions	960
	Passenger and Cargo Maximum Qty / Pack	10 kg
	Passenger and Cargo Limited Quantity Packing Instructions	Y960
	Passenger and Cargo Limited Maximum Qty / Pack	1 kg

Sea transport (IMDG-Code / GGVSee)

UN number	3316	
Packing group	III	
UN proper shipping name	CHEMICAL KIT or FIRST AID KIT	
Environmental hazard	Not Applicable	
Transport hazard class(es)	IMDG Class	9
	IMDG Subrisk	Not Applicable
Special precautions for user	EMS Number	F-A, S-P
	Special provisions	251 340
	Limited Quantities	SP251

Transport in bulk according to Annex II of MARPOL and the IBC code

Source	Ingredient	Pollution Category
	Catalyzer Solution for Ammonia Test Kits	

SECTION 15 REGULATORY INFORMATION**Safety, health and environmental regulations / legislation specific for the substance or mixture**

sodium nitroprusside(13755-38-9) is found on the following regulatory lists	"US - Alaska Limits for Air Contaminants", "US - California Permissible Exposure Limits for Chemical Contaminants", "US - Hawaii Air Contaminant Limits", "US - Idaho - Limits for Air Contaminants", "US - Michigan Exposure Limits for Air Contaminants", "US - Minnesota Permissible Exposure Limits (PELs)", "US - Oregon Permissible Exposure Limits (Z-1)", "US - Pennsylvania - Hazardous Substance List", "US - Rhode Island Hazardous Substance List", "US - Tennessee Occupational Exposure Limits - Limits For Air Contaminants", "US - Vermont Permissible Exposure Limits Table Z-1-A Final Rule Limits for Air Contaminants", "US - Vermont Permissible Exposure Limits Table Z-1-A Transitional Limits for Air Contaminants", "US - Washington Permissible exposure limits of air contaminants", "US - Wyoming Toxic and Hazardous Substances Table Z1 Limits for Air Contaminants", "US ACGIH Threshold Limit Values (TLV)", "US Clean Air Act - Hazardous Air Pollutants", "US CWA (Clean Water Act) - Toxic Pollutants", "US EPCRA Section 313 Chemical List", "US OSHA Permissible Exposure Levels (PELs) - Table Z1", "US Toxic Substances Control Act (TSCA) - Chemical Substance Inventory"
water(7732-18-5) is found on the following regulatory lists	"US - Pennsylvania - Hazardous Substance List", "US Toxic Substances Control Act (TSCA) - Chemical Substance Inventory"

SECTION 16 OTHER INFORMATION**Other information****Ingredients with multiple cas numbers**

Name	CAS No
Not Available	Not Available

Classification of the preparation and its individual components has drawn on official and authoritative sources as well as independent review by the Chemwatch Classification committee using available literature references.

The SDS is a Hazard Communication tool and should be used to assist in the Risk Assessment. Many factors determine whether the reported Hazards are Risks in the workplace or other settings. Risks may be determined by reference to Exposures Scenarios. Scale of use, frequency of use and current or available engineering controls must be considered.

This document is copyright. Apart from any fair dealing for the purposes of private study, research, review or criticism, as permitted under the Copyright Act, no part may be reproduced by any process without written permission from CHEMWATCH. TEL (+61 3) 9572 4700.



Simplicity in Water Analysis

Cover Page for Safety Data Sheet

Thank you for choosing CHEMetrics, Inc. We appreciate your business. In order to best serve your needs for accurate and complete Safety Data, we offer the following information as supplemental to the attached SDS.

SDS No.: S1406

Version No.: 1.1

Product Name: Activator Solution for Ammonia CHEMetrics®, VACUettes® & Vacu-vials® Kits, and for Cyanide CHEMetrics® & Vacu-vials® Kits

Part Nos.: A-1406, A-3801

Product Descriptions:

Activator Solution: Opaque plastic bottle containing liquid reagent. Each test kit contains one (1) bottle of Activator Solution.

Bottles of A-1406 solution contain approximately 9 mL of liquid reagent. A-1410 Accessory Packs contain two (2) bottles of A-1406 solution.

Bottles of A-3801 solution contain approximately 9 mL of liquid reagent. A-3810 Accessory Packs contain two (2) bottles of A-3801 solution.

Addendum to Section 14 Transport Information:

Shipping container markings and labels for this product, as received, may vary from the contents of section 14 of the SDS for one or both of the following reasons:

- CHEMetrics has packaged this product as Dangerous Goods in Excepted Quantities according to IATA, US DOT, and IMDG regulations.
- CHEMetrics has packaged this product as part of a test kit or reagent set composed of various chemical reagents and elected to ship as UN 3316 Chemical Kit, Hazard Class 9, Packing Group II or III.

In case of reshipment, it is the responsibility of the shipper to determine appropriate labels and markings in accordance with applicable transportation regulations.

Additional Information:

- "Print Date" = Revision Date (expressed as DD/MM/YYYY)
- Test kits and reagents sets may contain additional chemical reagents. See separate SDS(s).

CHEMetrics®, VACUettes®, Vacu-vials®, and Titrets® are registered trademarks of CHEMetrics Inc.



Activator Solution for Ammonia CHEMetrics, VACUettes & Vacu-vials Kits, and for Cyanide CHEMetrics & Vacu-vials Kits

CHEMetrics, Inc.

Chemwatch Hazard Alert Code:

Chemwatch: 9-77581
SDS No: S1406
Version No: 1.1
Safety Data Sheet according to OSHA HazCom Standard (2012) requirements

Issue Date: 25/04/2017
Print Date: 25/04/2017
S.GHS.U.S.A.EN

SECTION 1 IDENTIFICATION OF THE SUBSTANCE / MIXTURE AND OF THE COMPANY / UNDERTAKING

Product Identifier

Product name	Activator Solution for Ammonia CHEMetrics, VACUettes & Vacu-vials Kits, and for Cyanide CHEMetrics & Vacu-vials Kits
Synonyms	Part Nos.: A-1406, A-3801
Proper shipping name	Not Applicable
Chemical formula	Not Applicable
Other means of identification	Not Available
CAS number	Not Applicable

Relevant identified uses of the substance or mixture and uses advised against

Relevant identified uses	Component of water analysis test kits K-1413, K-1420, K-1420B, K-1420D, K-3803, K-3810 and Accessory Packs A-1410, A-3810
--------------------------	---

Details of the manufacturer/importer

Registered company name	CHEMetrics, Inc.
Address	4295 Catlett Road, Midland, VA. 22728 United States
Telephone	1-540-788-9026
Fax	1-540-788-4856
Website	www.chemetrics.com
Email	technical@chemetrics.com

Emergency telephone number

Association / Organisation	ChemTel Inc.
Emergency telephone numbers	1-800-255-3924
Other emergency telephone numbers	+01-813-248-0585

SECTION 2 HAZARDS IDENTIFICATION

Classification of the substance or mixture

GHS Classification	Skin Corrosion/Irritation Category 2, Eye Irritation Category 2A, STOT - SE (Resp. Irr.) Category 3
--------------------	---

Label elements

GHS label elements	
--------------------	--

SIGNAL WORD **WARNING**

Hazard statement(s)

H315	Causes skin irritation
H319	Causes serious eye irritation
H335	May cause respiratory irritation

Precautionary statement(s) Prevention

Continued...

Activator Solution for Ammonia CHEMets, VACUettes & Vacu-vials Kits, and for Cyanide CHEMets & Vacu-vials Kits

P101	If medical advice is needed, have product container or label at hand.
P102	Keep out of reach of children.
P103	Read label before use.
P271	Use only outdoors or in a well-ventilated area.
P261	Avoid breathing dust/fume/gas/mist/vapours/spray.
P280	Wear protective gloves/protective clothing/eye protection/face protection.

Precautionary statement(s) Response

P305+P351+P338	IF IN EYES: Rinse cautiously with water for several minutes. Remove contact lenses, if present and easy to do. Continue rinsing.
P312	Call a POISON CENTER/doctor/physician/first aider/if you feel unwell.
P337+P313	If eye irritation persists: Get medical advice/attention.
P302+P352	IF ON SKIN: Wash with plenty of water and soap
P304+P340	IF INHALED: Remove person to fresh air and keep comfortable for breathing.

Precautionary statement(s) Storage

P405	Store locked up.
P403+P233	Store in a well-ventilated place. Keep container tightly closed.

Precautionary statement(s) Disposal

P501	Dispose of contents/container to authorised chemical landfill or if organic to high temperature incineration
-------------	--

SECTION 3 COMPOSITION / INFORMATION ON INGREDIENTS

Substances

See section below for composition of Mixtures

Mixtures

CAS No	%[weight]	Name
7732-18-5	>96	water
7681-52-9	1-3	sodium hypochlorite
1310-73-2	<1	sodium hydroxide

SECTION 4 FIRST AID MEASURES

Description of first aid measures

Eye Contact	<p>If this product comes in contact with the eyes:</p> <ul style="list-style-type: none"> ▶ Wash out immediately with fresh running water. ▶ Ensure complete irrigation of the eye by keeping eyelids apart and away from eye and moving the eyelids by occasionally lifting the upper and lower lids. ▶ Seek medical attention without delay; if pain persists or recurs seek medical attention. ▶ Removal of contact lenses after an eye injury should only be undertaken by skilled personnel.
Skin Contact	<p>If skin contact occurs:</p> <ul style="list-style-type: none"> ▶ Immediately remove all contaminated clothing, including footwear. ▶ Flush skin and hair with running water (and soap if available). ▶ Seek medical attention in event of irritation.
Inhalation	<ul style="list-style-type: none"> ▶ If fumes or combustion products are inhaled remove from contaminated area. ▶ Lay patient down. Keep warm and rested. ▶ Prostheses such as false teeth, which may block airway, should be removed, where possible, prior to initiating first aid procedures. ▶ Apply artificial respiration if not breathing, preferably with a demand valve resuscitator, bag-valve mask device, or pocket mask as trained. Perform CPR if necessary. ▶ Transport to hospital, or doctor, without delay.
Ingestion	<ul style="list-style-type: none"> ▶ Immediately give a glass of water. ▶ First aid is not generally required. If in doubt, contact a Poisons Information Centre or a doctor.

Indication of any immediate medical attention and special treatment needed

Treat symptomatically.

SECTION 5 FIREFIGHTING MEASURES

Extinguishing media

	<ul style="list-style-type: none"> ▶ There is no restriction on the type of extinguisher which may be used. ▶ Use extinguishing media suitable for surrounding area.
--	--

Special hazards arising from the substrate or mixture

Fire Incompatibility	None known.
-----------------------------	-------------

Advice for firefighters

Fire Fighting	▶ Alert Fire Brigade and tell them location and nature of hazard.
----------------------	---

Activator Solution for Ammonia CHEMets, VACUettes & Vacu-vials Kits, and for Cyanide CHEMets & Vacu-vials Kits

	<ul style="list-style-type: none"> ▶ Wear breathing apparatus plus protective gloves in the event of a fire. ▶ Prevent, by any means available, spillage from entering drains or water courses. ▶ Use fire fighting procedures suitable for surrounding area. ▶ DO NOT approach containers suspected to be hot.
Fire/Explosion Hazard	<ul style="list-style-type: none"> ▶ Non combustible. ▶ Not considered a significant fire risk, however containers may burn. <p>May emit poisonous fumes May emit corrosive fumes.</p>

SECTION 6 ACCIDENTAL RELEASE MEASURES

Personal precautions, protective equipment and emergency procedures

Minor Spills	<p>Environmental hazard - contain spillage.</p> <ul style="list-style-type: none"> ▶ Clean up all spills immediately. ▶ Avoid breathing vapours and contact with skin and eyes. ▶ Control personal contact with the substance, by using protective equipment. ▶ Contain and absorb spill with sand, earth, inert material or vermiculite.
Major Spills	<p>Environmental hazard - contain spillage. Moderate hazard.</p> <ul style="list-style-type: none"> ▶ Clear area of personnel and move upwind. ▶ Alert Fire Brigade and tell them location and nature of hazard. ▶ Wear breathing apparatus plus protective gloves.

Personal Protective Equipment advice is contained in Section 8 of the MSDS.

SECTION 7 HANDLING AND STORAGE

Precautions for safe handling

Safe handling	<ul style="list-style-type: none"> ▶ Avoid all personal contact, including inhalation. ▶ Wear protective clothing when risk of exposure occurs. ▶ Use in a well-ventilated area. ▶ Prevent concentration in hollows and sumps. ▶ DO NOT enter confined spaces until atmosphere has been checked. <p>Wear impact- and splash-resistant eyewear.</p>
Other information	For optimum analytical performance, store in the dark and at room temperature.

Conditions for safe storage, including any incompatibilities

Suitable container	<ul style="list-style-type: none"> ▶ Polyethylene or polypropylene container. ▶ Packing as recommended by manufacturer. ▶ Check all containers are clearly labelled and free from leaks.
Storage incompatibility	None known

PACKAGE MATERIAL INCOMPATIBILITIES

Not Available

SECTION 8 EXPOSURE CONTROLS / PERSONAL PROTECTION

Control parameters

OCCUPATIONAL EXPOSURE LIMITS (OEL)

INGREDIENT DATA

Source	Ingredient	Material name	TWA	STEL	Peak	Notes
US OSHA Permissible Exposure Levels (PELs) - Table Z1	sodium hydroxide	Sodium hydroxide	2 mg/m3	Not Available	Not Available	Not Available
US ACGIH Threshold Limit Values (TLV)	sodium hydroxide	Sodium hydroxide	Not Available	Not Available	2 mg/m3	TLV® Basis: URT, eye, & skin irr
US NIOSH Recommended Exposure Limits (RELs)	sodium hydroxide	Caustic soda, Lye, Soda lye, Sodium hydrate	Not Available	Not Available	2 mg/m3	Not Available

EMERGENCY LIMITS


Ingredient	Material name	TEEL-1	TEEL-2	TEEL-3
sodium hypochlorite	Sodium hypochlorite pentahydrate	4.6 mg/m3	51 mg/m3	290 mg/m3
sodium hypochlorite	Sodium hypochlorite	2 mg/m3	20 mg/m3	630 mg/m3
sodium hydroxide	Sodium hydroxide	Not Available	Not Available	Not Available

Ingredient	Original IDLH	Revised IDLH
water	Not Available	Not Available
sodium hypochlorite	Not Available	Not Available
sodium hydroxide	250 mg/m3	10 mg/m3

Exposure controls

Continued...

Activator Solution for Ammonia CHEMets, VACUettes & Vacu-vials Kits, and for Cyanide CHEMets & Vacu-vials Kits

Appropriate engineering controls	<p>Engineering controls are used to remove a hazard or place a barrier between the worker and the hazard. Well-designed engineering controls can be highly effective in protecting workers and will typically be independent of worker interactions to provide this high level of protection.</p> <p>The basic types of engineering controls are:</p> <p>Process controls which involve changing the way a job activity or process is done to reduce the risk.</p> <p>Enclosure and/or isolation of emission source which keeps a selected hazard "physically" away from the worker and ventilation that strategically "adds" and "removes" air in the work environment. Ventilation can remove or dilute an air contaminant if designed properly.</p>
Personal protection	
Eye and face protection	<ul style="list-style-type: none"> ▶ Safety glasses with side shields. ▶ Chemical goggles. ▶ Contact lenses may pose a special hazard; soft contact lenses may absorb and concentrate irritants. A written policy document, describing the wearing of lenses or restrictions on use, should be created for each workplace or task. This should include a review of lens absorption and adsorption for the class of chemicals in use and an account of injury experience.
Skin protection	See Hand protection below
Hands/feet protection	<ul style="list-style-type: none"> ▶ Wear chemical protective gloves, e.g. PVC. ▶ Wear safety footwear or safety gumboots, e.g. Rubber <p>The selection of suitable gloves does not only depend on the material, but also on further marks of quality which vary from manufacturer to manufacturer. Where the chemical is a preparation of several substances, the resistance of the glove material can not be calculated in advance and has therefore to be checked prior to the application.</p> <p>The exact break through time for substances has to be obtained from the manufacturer of the protective gloves and has to be observed when making a final choice.</p> <p>Suitability and durability of glove type is dependent on usage.</p>
Body protection	See Other protection below
Other protection	<ul style="list-style-type: none"> ▶ Overalls. ▶ P.V.C. apron. ▶ Barrier cream. ▶ Skin cleansing cream.
Thermal hazards	Not Available

Recommended material(s)

GLOVE SELECTION INDEX

Glove selection is based on a modified presentation of the:

"Forsberg Clothing Performance Index".

The effect(s) of the following substance(s) are taken into account in the **computer-generated** selection:

Activator Solution for Ammonia CHEMets & Vacu-vials Kits, and for Cyanide CHEMets & Vacu-vials Kits

Material	CPI
BUTYL	C
NAT+NEOPR+NITRILE	C
NATURAL RUBBER	C
NATURAL+NEOPRENE	C
NEOPRENE/NATURAL	C
NITRILE	C
NITRILE+PVC	C
PE	C
PE/EVAL/PE	C
PVA	C
PVC	C
SARANEX-23	C
SARANEX-23 2-PLY	C
TEFLON	C
VITON	C
VITON/CHLOROBUTYL	C

* CPI - Chemwatch Performance Index

A: Best Selection

B: Satisfactory; may degrade after 4 hours continuous immersion

C: Poor to Dangerous Choice for other than short term immersion

NOTE: As a series of factors will influence the actual performance of the glove, a final selection must be based on detailed observation. -

* Where the glove is to be used on a short term, casual or infrequent basis, factors such as "feel" or convenience (e.g. disposability), may dictate a choice of gloves which might otherwise be unsuitable following long-term or frequent use. A qualified practitioner should be consulted.

Respiratory protection

Type B-P Filter of sufficient capacity. (AS/NZS 1716 & 1715, EN 143:2000 & 149:2001, ANSI Z88 or national equivalent)

Where the concentration of gas/particulates in the breathing zone, approaches or exceeds the "Exposure Standard" (or ES), respiratory protection is required.

Degree of protection varies with both face-piece and Class of filter; the nature of protection varies with Type of filter.

Required Minimum Protection Factor	Half-Face Respirator	Full-Face Respirator	Powered Air Respirator
up to 10 x ES	B-AUS P2	-	B-PAPR-AUS / Class 1 P2
up to 50 x ES	-	B-AUS / Class 1 P2	-
up to 100 x ES	-	B-2 P2	B-PAPR-2 P2 ^

^ - Full-face

A(All classes) = Organic vapours, B AUS or B1 = Acid gasses, B2 = Acid gas or hydrogen cyanide(HCN), B3 = Acid gas or hydrogen cyanide(HCN), E = Sulfur dioxide(SO2), G = Agricultural chemicals, K = Ammonia(NH3), Hg = Mercury, NO = Oxides of nitrogen, MB = Methyl bromide, AX = Low boiling point organic compounds(below 65 degC)

SECTION 9 PHYSICAL AND CHEMICAL PROPERTIES

Information on basic physical and chemical properties

Continued...

Activator Solution for Ammonia CHEMets, VACUettes & Vacu-vials Kits, and for Cyanide CHEMets & Vacu-vials Kits

Appearance	Pale yellow		
Physical state	Liquid	Relative density (Water = 1)	1.0
Odour	Characteristic	Partition coefficient n-octanol / water	Not Available
Odour threshold	Not Available	Auto-ignition temperature (°C)	Not Available
pH (as supplied)	10.1	Decomposition temperature	Not Available
Melting point / freezing point (°C)	0	Viscosity (cSt)	Not Available
Initial boiling point and boiling range (°C)	100	Molecular weight (g/mol)	Not Available
Flash point (°C)	Not Applicable	Taste	Not Available
Evaporation rate	Not Available	Explosive properties	Not Available
Flammability	Not Applicable	Oxidising properties	Not Available
Upper Explosive Limit (%)	Not Available	Surface Tension (dyn/cm or mN/m)	Not Available
Lower Explosive Limit (%)	Not Available	Volatile Component (%vol)	Not Available
Vapour pressure (kPa)	Not Available	Gas group	Not Available
Solubility in water (g/L)	Miscible	pH as a solution	Not Available
Vapour density (Air = 1)	Not Available	VOC g/L	Not Available

SECTION 10 STABILITY AND REACTIVITY

Reactivity	See section 7
Chemical stability	<ul style="list-style-type: none"> ▶ Unstable in the presence of incompatible materials. ▶ Product is considered stable. ▶ Hazardous polymerisation will not occur.
Possibility of hazardous reactions	See section 7
Conditions to avoid	See section 7
Incompatible materials	See section 7
Hazardous decomposition products	See section 5

SECTION 11 TOXICOLOGICAL INFORMATION

Information on toxicological effects

Inhaled	The material can cause respiratory irritation in some persons. The body's response to such irritation can cause further lung damage. Not normally a hazard due to non-volatile nature of product The material has NOT been classified by EC Directives or other classification systems as "harmful by inhalation". This is because of the lack of corroborating animal or human evidence.
Ingestion	The material has NOT been classified by EC Directives or other classification systems as "harmful by ingestion". This is because of the lack of corroborating animal or human evidence.
Skin Contact	This material can cause inflammation of the skin on contact in some persons. The material may accentuate any pre-existing dermatitis condition Skin contact is not thought to have harmful health effects (as classified under EC Directives); the material may still produce health damage following entry through wounds, lesions or abrasions. Open cuts, abraded or irritated skin should not be exposed to this material Entry into the blood-stream, through, for example, cuts, abrasions or lesions, may produce systemic injury with harmful effects. Examine the skin prior to the use of the material and ensure that any external damage is suitably protected.
Eye	This material can cause eye irritation and damage in some persons.
Chronic	Long-term exposure to respiratory irritants may result in disease of the airways involving difficult breathing and related systemic problems. Substance accumulation, in the human body, may occur and may cause some concern following repeated or long-term occupational exposure. There has been some concern that this material can cause cancer or mutations but there is not enough data to make an assessment.

Activator Solution for Ammonia and Cyanide Kits	<table style="width: 100%; border: none;"> <tr> <td style="width: 50%; border: none;">TOXICITY</td> <td style="width: 50%; border: none;">IRRITATION</td> </tr> </table>	TOXICITY	IRRITATION
TOXICITY	IRRITATION		
Activator Solution for Ammonia and Cyanide Kits	<table style="width: 100%; border: none;"> <tr> <td style="width: 50%; border: none;">TOXICITY</td> <td style="width: 50%; border: none;">IRRITATION</td> </tr> </table>	TOXICITY	IRRITATION
TOXICITY	IRRITATION		
WATER	No significant acute toxicological data identified in literature search.		

Activator Solution for Ammonia CHEMets, VACUettes & Vacu-vials Kits, and for Cyanide CHEMets & Vacu-vials Kits

SODIUM HYPOCHLORITE	as sodium hypochlorite pentahydrate
SODIUM HYDROXIDE	<p>The material may produce severe irritation to the eye causing pronounced inflammation. Repeated or prolonged exposure to irritants may produce conjunctivitis.</p> <p>The material may cause severe skin irritation after prolonged or repeated exposure and may produce on contact skin redness, swelling, the production of vesicles, scaling and thickening of the skin. Repeated exposures may produce severe ulceration.</p> <p>Asthma-like symptoms may continue for months or even years after exposure to the material ceases.</p>
Activator Solution for Ammonia and Cyanide Kits, SODIUM HYPOCHLORITE	<p>Asthma-like symptoms may continue for months or even years after exposure to the material ceases. This may be due to a non-allergenic condition known as reactive airways dysfunction syndrome (RADS) which can occur following exposure to high levels of highly irritating compound. Key criteria for the diagnosis of RADS include the absence of preceding respiratory disease, in a non-atopic individual, with abrupt onset of persistent asthma-like symptoms within minutes to hours of a documented exposure to the irritant. A reversible airflow pattern, on spirometry, with the presence of moderate to severe bronchial hyperreactivity on methacholine challenge testing and the lack of minimal lymphocytic inflammation, without eosinophilia, have also been included in the criteria for diagnosis of RADS. RADS (or asthma) following an irritating inhalation is an infrequent disorder with rates related to the concentration of and duration of exposure to the irritating substance.</p>

Acute Toxicity	⊖	Carcinogenicity	⊖
Skin Irritation/Corrosion	✔	Reproductivity	⊖
Serious Eye Damage/Irritation	✔	STOT - Single Exposure	✔
Respiratory or Skin sensitisation	⊖	STOT - Repeated Exposure	⊖
Mutagenicity	⊖	Aspiration Hazard	⊖

Legend: ✔ – Data required to make classification available
✘ – Data available but does not fill the criteria for classification
⊖ – Data Not Available to make classification

CMR STATUS

CARCINOGEN	sodium hypochlorite	US Environmental Defense Scorecard Suspected Carcinogens	P65-MC
EYE	sodium hypochlorite	US - California OEHHA/ARB - Acute Reference Exposure Levels and Target Organs (RELs) - Eye	CHLORINE X
	sodium hydroxide	US - California OEHHA/ARB - Acute Reference Exposure Levels and Target Organs (RELs) - Eye	X SODIUM HYDROXIDE
RESPIRATORY	sodium hypochlorite	US - California OEHHA/ARB - Acute Reference Exposure Levels and Target Organs (RELs) - Respiratory US - California OEHHA/ARB - Chronic Reference Exposure Levels and Target Organs (CRELs) - Respiratory	X
	sodium hydroxide	US - California OEHHA/ARB - Acute Reference Exposure Levels and Target Organs (RELs) - Respiratory	X
SKIN	sodium hydroxide	US - California OEHHA/ARB - Acute Reference Exposure Levels and Target Organs (RELs) - Skin	X

SECTION 12 ECOLOGICAL INFORMATION

Toxicity

DO NOT discharge into sewer or waterways.

Persistence and degradability

Ingredient	Persistence: Water/Soil	Persistence: Air
water	LOW	LOW
sodium hydroxide	LOW	LOW

Bioaccumulative potential

Ingredient	Bioaccumulation
water	LOW (LogKOW = -1.38)
sodium hydroxide	LOW (LogKOW = -3.8796)

Mobility in soil

Ingredient	Mobility
water	LOW (KOC = 14.3)
sodium hydroxide	LOW (KOC = 14.3)

SECTION 13 DISPOSAL CONSIDERATIONS

Waste treatment methods

Product / Packaging	Dispose of according to federal, state, and local regulations.
----------------------------	--

Continued...

Activator Solution for Ammonia CHEMets, VACUettes & Vacu-vials Kits, and for Cyanide CHEMets & Vacu-vials Kits

disposal	
-----------------	--

SECTION 14 TRANSPORT INFORMATION

Labels Required

Marine Pollutant	NO
-------------------------	----

Land transport (DOT): NOT REGULATED FOR TRANSPORT OF DANGEROUS GOODS

Air transport (ICAO-IATA / DGR): NOT REGULATED FOR TRANSPORT OF DANGEROUS GOODS

Sea transport (IMDG-Code / GGVSee): NOT REGULATED FOR TRANSPORT OF DANGEROUS GOODS

Transport in bulk according to Annex II of MARPOL 73 / 78 and the IBC code

Source	Ingredient	Pollution Category
IMO MARPOL 73/78 (Annex II) - List of Noxious Liquid Substances Carried in Bulk	sodium hypochlorite	Y

SECTION 15 REGULATORY INFORMATION

Safety, health and environmental regulations / legislation specific for the substance or mixture

water(7732-18-5) is found on the following regulatory lists	"US Toxic Substances Control Act (TSCA) - Chemical Substance Inventory"
sodium hypochlorite(7681-52-9) is found on the following regulatory lists	"US ATSDR Minimal Risk Levels for Hazardous Substances (MRLs)", "US - Tennessee Occupational Exposure Limits - Limits For Air Contaminants", "US - Idaho - Limits for Air Contaminants", "US - Hawaii Air Contaminant Limits", "US - California Permissible Exposure Limits for Chemical Contaminants", "US ACGIH Threshold Limit Values (TLV) - Carcinogens", "US - Vermont Permissible Exposure Limits Table Z-1-A Final Rule Limits for Air Contaminants", "US - Oregon Permissible Exposure Limits (Z-1)", "US - Michigan Exposure Limits for Air Contaminants", "International Agency for Research on Cancer (IARC) - Agents Classified by the IARC Monographs", "US - Washington Toxic air pollutants and their ASIL, SQER and de minimis emission values", "US AIHA Workplace Environmental Exposure Levels (WEELs)", "US - California OEHHA/ARB - Acute Reference Exposure Levels and Target Organs (RELs)", "US NIOSH Recommended Exposure Limits (RELs)", "International Air Transport Association (IATA) Dangerous Goods Regulations - Prohibited List Passenger and Cargo Aircraft", "US - Alaska Limits for Air Contaminants", "US - Washington Permissible exposure limits of air contaminants", "US - Minnesota Permissible Exposure Limits (PELs)", "US - California OEHHA/ARB - Chronic Reference Exposure Levels and Target Organs (CRELs)", "US ACGIH Threshold Limit Values (TLV)", "US - Vermont Permissible Exposure Limits Table Z-1-A Transitional Limits for Air Contaminants", "US Toxic Substances Control Act (TSCA) - Chemical Substance Inventory", "US - Wyoming Toxic and Hazardous Substances Table Z1 Limits for Air Contaminants", "US OSHA Permissible Exposure Levels (PELs) - Table Z1"
sodium hydroxide(1310-73-2) is found on the following regulatory lists	"US - Tennessee Occupational Exposure Limits - Limits For Air Contaminants", "US - Idaho - Limits for Air Contaminants", "US - Hawaii Air Contaminant Limits", "US - California Permissible Exposure Limits for Chemical Contaminants", "US - Vermont Permissible Exposure Limits Table Z-1-A Final Rule Limits for Air Contaminants", "US - Oregon Permissible Exposure Limits (Z-1)", "US - Michigan Exposure Limits for Air Contaminants", "US - Washington Toxic air pollutants and their ASIL, SQER and de minimis emission values", "US - California OEHHA/ARB - Acute Reference Exposure Levels and Target Organs (RELs)", "US NIOSH Recommended Exposure Limits (RELs)", "US - Alaska Limits for Air Contaminants", "US - Washington Permissible exposure limits of air contaminants", "US - Minnesota Permissible Exposure Limits (PELs)", "US ACGIH Threshold Limit Values (TLV)", "US - Vermont Permissible Exposure Limits Table Z-1-A Transitional Limits for Air Contaminants", "US Toxic Substances Control Act (TSCA) - Chemical Substance Inventory", "US - Wyoming Toxic and Hazardous Substances Table Z1 Limits for Air Contaminants", "US OSHA Permissible Exposure Levels (PELs) - Table Z1"

SECTION 16 OTHER INFORMATION

Other information

Ingredients with multiple cas numbers

Name	CAS No
Not Available	Not Available
Not Available	Not Available

Classification of the preparation and its individual components has drawn on official and authoritative sources as well as independent review by the Chemwatch Classification committee using available literature references.

A list of reference resources used to assist the committee may be found at:
www.chemwatch.net/references

The (M)SDS is a Hazard Communication tool and should be used to assist in the Risk Assessment. Many factors determine whether the reported Hazards are Risks in the workplace or other settings. Risks may be determined by reference to Exposures Scenarios. Scale of use, frequency of use and current or available engineering controls must be considered.

This document is copyright. Apart from any fair dealing for the purposes of private study, research, review or criticism, as permitted under the Copyright Act, no part may be reproduced by any process without written permission from CHEMWATCH. TEL (+61 3) 9572 4700.