

Scroll down for all Safety Data Sheets (SDS) for this product.

Total Enclosures: 3



Simplicity in Water Analysis

## Cover Page for Safety Data Sheet

Thank you for choosing CHEMetrics, Inc. We appreciate your business. In order to best serve your needs for accurate and complete Safety Data, we offer the following information as supplemental to the attached SDS.

**SDS No.:** K9203

**Version No.:** 1.1

**Product Name:** Sulfate Vacu-vials® Ampoules

**Part Nos.:** K-9203 Ampoules

### Product Descriptions:

*Vacu-vials Ampoules:* Sealed glass ampoules, 13 mm OD, for instrumental colorimetric water analysis. Each Vacu-vial™ ampoule contains approximately 0.6 mL of liquid reagent sealed under vacuum. Test kits contain 30 ampoules.

### Addendum to Section 14 Transport Information:

Shipping container markings and labels for this product, as received, may vary from the contents of section 14 of the SDS for one or both of the following reasons:

- CHEMetrics has packaged this product as Dangerous Goods in Excepted Quantities according to IATA, US DOT, and IMDG regulations.
- CHEMetrics has packaged this product as part of a test kit or reagent set composed of various chemical reagents and elected to ship as UN 3316 Chemical Kit, Hazard Class 9, Packing Group II or III.

In case of reshipment, it is the responsibility of the shipper to determine appropriate labels and markings in accordance with applicable transportation regulations.

### Additional Information:

- "Print Date" = Revision Date (expressed as DD/MM/YYYY)
- Test kits and reagents sets may contain additional chemical reagents. See separate SDS(s).

*CHEMetrics®, VACUettes®, Vacu-vials®, and Titrets® are registered trademarks of CHEMetrics Inc.*



## Sulfate Vacu-vials Ampoules

CHEMetrics, Inc.

Chemwatch: 9-87024

SDS No: K9203

Version No: 1.1

Safety Data Sheet according to OSHA HazCom Standard (2012) requirements

Chemwatch Hazard Alert Code: 0

Issue Date: 20/11/2014

Print Date: 12/03/2015

Initial Date: 21/11/2014

S.GHS.U.S.A.EN

### SECTION 1 IDENTIFICATION OF THE SUBSTANCE / MIXTURE AND OF THE COMPANY / UNDERTAKING

#### Product Identifier

Product name	Sulfate Vacu-vials Ampoules
Synonyms	Part No.: K-9203 Ampoules
Proper shipping name	Not Applicable
Chemical formula	Not Applicable
Other means of identification	Not Available
CAS number	Not Applicable

#### Relevant identified uses of the substance or mixture and uses advised against

Relevant identified uses	Component of water analysis test kit K-9203
--------------------------	---

#### Details of the manufacturer/importer

Registered company name	CHEMetrics, Inc.
Address	4295 Catlett Road, Midland, VA. 22728 United States
Telephone	1-540-788-9026
Fax	1-540-788-4856
Website	www.chemetrics.com
Email	technical@chemetrics.com

#### Emergency telephone number

Association / Organisation	ChemTel Inc.
Emergency telephone numbers	1-800-255-3924
Other emergency telephone numbers	+01-813-248-0585

### SECTION 2 HAZARDS IDENTIFICATION

#### Classification of the substance or mixture

GHS Classification	Flammable Liquid Category 4
--------------------	-----------------------------

#### Label elements

GHS label elements	Not Applicable
--------------------	----------------

SIGNAL WORD	<b>WARNING</b>
-------------	----------------

#### Hazard statement(s)

H227	Combustible liquid
------	--------------------

#### Precautionary statement(s) Prevention

P101	If medical advice is needed, have product container or label at hand.
P102	Keep out of reach of children.
P103	Read label before use.
P210	Keep away from heat, hot surfaces, sparks, open flames and other ignition sources. No smoking.
P280	Wear protective gloves/protective clothing/eye protection/face protection.

Continued...

## Sulfate Vacu-vials Ampoules

## Precautionary statement(s) Response

<b>P370+P378</b>	In case of fire: Use... to extinguish.
------------------	--

## Precautionary statement(s) Storage

<b>P403+P235</b>	Store in a well-ventilated place. Keep cool.
------------------	--

## Precautionary statement(s) Disposal

<b>P501</b>	Dispose of contents/container to authorised chemical landfill or if organic to high temperature incineration
-------------	--

## SECTION 3 COMPOSITION / INFORMATION ON INGREDIENTS

## Substances

See section below for composition of Mixtures

## Mixtures

CAS No	%[weight]	Name
67-64-1	0.2	<a href="#">acetone</a>
7732-18-5	>99	<a href="#">water</a>

## SECTION 4 FIRST AID MEASURES

## Description of first aid measures

<b>Eye Contact</b>	<p>If this product comes in contact with eyes:</p> <ul style="list-style-type: none"> <li>▶ Wash out immediately with water.</li> <li>▶ If irritation continues, seek medical attention.</li> <li>▶ Removal of contact lenses after an eye injury should only be undertaken by skilled personnel.</li> </ul>
<b>Skin Contact</b>	<p>If skin or hair contact occurs:</p> <ul style="list-style-type: none"> <li>▶ Flush skin and hair with running water (and soap if available).</li> <li>▶ Seek medical attention in event of irritation.</li> </ul>
<b>Inhalation</b>	<ul style="list-style-type: none"> <li>▶ If fumes, aerosols or combustion products are inhaled remove from contaminated area.</li> <li>▶ Other measures are usually unnecessary.</li> </ul>
<b>Ingestion</b>	<ul style="list-style-type: none"> <li>▶ Immediately give a glass of water.</li> <li>▶ First aid is not generally required. If in doubt, contact a Poisons Information Centre or a doctor.</li> </ul>

## Indication of any immediate medical attention and special treatment needed

Treat symptomatically.

## SECTION 5 FIREFIGHTING MEASURES

## Extinguishing media

	<ul style="list-style-type: none"> <li>▶ Water spray or fog.</li> <li>▶ Foam.</li> <li>▶ Dry chemical powder.</li> <li>▶ BCF (where regulations permit).</li> <li>▶ Carbon dioxide.</li> </ul>
--	--

## Special hazards arising from the substrate or mixture

<b>Fire Incompatibility</b>	None known.
-----------------------------	-------------

## Advice for firefighters

<b>Fire Fighting</b>	<ul style="list-style-type: none"> <li>▶ Alert Fire Brigade and tell them location and nature of hazard.</li> <li>▶ Wear full body protective clothing with breathing apparatus.</li> <li>▶ Prevent, by any means available, spillage from entering drains or water course.</li> <li>▶ Use water delivered as a fine spray to control fire and cool adjacent area.</li> <li>▶ Avoid spraying water onto liquid pools.</li> </ul>
<b>Fire/Explosion Hazard</b>	<ul style="list-style-type: none"> <li>▶ Combustible.</li> <li>▶ Slight fire hazard when exposed to heat or flame.</li> <li>▶ Heating may cause expansion or decomposition leading to violent rupture of containers.</li> <li>▶ On combustion, may emit irritating/ toxic fumes.</li> <li>▶ May emit acrid smoke.</li> </ul>

## SECTION 6 ACCIDENTAL RELEASE MEASURES

## Personal precautions, protective equipment and emergency procedures

<b>Minor Spills</b>	<ul style="list-style-type: none"> <li>▶ Remove all ignition sources.</li> <li>▶ Clean up all spills immediately.</li> <li>▶ Avoid breathing vapours and contact with skin and eyes.</li> <li>▶ Control personal contact with the substance, by using protective equipment.</li> <li>▶ Contain and absorb spill with sand, earth, inert material or vermiculite.</li> </ul>
---------------------	---

## Sulfate Vacu-vials Ampoules

<b>Major Spills</b>	<p>Moderate hazard.</p> <ul style="list-style-type: none"> <li>▶ Clear area of personnel and move upwind.</li> <li>▶ Alert Fire Brigade and tell them location and nature of hazard.</li> <li>▶ Wear breathing apparatus plus protective gloves.</li> <li>▶ Prevent, by any means available, spillage from entering drains or water course.</li> </ul>
---------------------	--

	Personal Protective Equipment advice is contained in Section 8 of the MSDS.
--	---

**SECTION 7 HANDLING AND STORAGE****Precautions for safe handling**

<b>Safe handling</b>	<ul style="list-style-type: none"> <li>▶ Avoid all personal contact, including inhalation.</li> <li>▶ Wear protective clothing when risk of exposure occurs.</li> <li>▶ Use in a well-ventilated area.</li> <li>▶ Prevent concentration in hollows and sumps.</li> <li>▶ <b>DO NOT enter confined spaces until atmosphere has been checked.</b></li> </ul> <p><b>Wear impact- and splash-resistant eyewear. Break the ampoule tip only when it is completely immersed in sample. Breaking the tip in air may cause the glass ampoule to shatter.</b></p>
<b>Other information</b>	<ul style="list-style-type: none"> <li>▶ Store in original containers.</li> <li>▶ Keep containers securely sealed.</li> <li>▶ No smoking, naked lights or ignition sources.</li> <li>▶ Store in a cool, dry, well-ventilated area.</li> <li>▶ Store away from incompatible materials and foodstuff containers.</li> </ul> <p><b>For optimum analytical performance, store in the dark and at room temperature.</b></p>

**Conditions for safe storage, including any incompatibilities**

<b>Suitable container</b>	<ul style="list-style-type: none"> <li>▶ Metal can or drum</li> <li>▶ Packaging as recommended by manufacturer.</li> <li>▶ Check all containers are clearly labelled and free from leaks.</li> </ul>
<b>Storage incompatibility</b>	Avoid contamination of water, foodstuffs, feed or seed.

**PACKAGE MATERIAL INCOMPATIBILITIES**

Not Available

**SECTION 8 EXPOSURE CONTROLS / PERSONAL PROTECTION****Control parameters****OCCUPATIONAL EXPOSURE LIMITS (OEL)****INGREDIENT DATA**


Source	Ingredient	Material name	TWA	STEL	Peak	Notes
US OSHA Permissible Exposure Levels (PELs) - Table Z1	acetone	Acetone	2400 mg/m3 / 1000 ppm	Not Available	Not Available	Not Available
US ACGIH Threshold Limit Values (TLV)	acetone	‡ Acetone	500 ppm	750 ppm	Not Available	TLV® Basis: (URT & eye irr CNS impair; hematologic eff); BEI
US NIOSH Recommended Exposure Limits (RELs)	acetone	Dimethyl ketone, Ketone propane, 2-Propanone	590 mg/m3 / 250 ppm	Not Available	Not Available	Not Available

**EMERGENCY LIMITS**

Ingredient	Material name	TEEL-1	TEEL-2	TEEL-3
acetone	Acetone	Not Available	Not Available	Not Available

Ingredient	Original IDLH	Revised IDLH
acetone	20,000 ppm	2,500 [LEL] ppm
water	Not Available	Not Available

**Exposure controls**

<b>Appropriate engineering controls</b>	<p>Engineering controls are used to remove a hazard or place a barrier between the worker and the hazard. Well-designed engineering controls can be highly effective in protecting workers and will typically be independent of worker interactions to provide this high level of protection.</p> <p>The basic types of engineering controls are:</p> <p>Process controls which involve changing the way a job activity or process is done to reduce the risk.</p> <p>Enclosure and/or isolation of emission source which keeps a selected hazard "physically" away from the worker and ventilation that strategically "adds" and "removes" air in the work environment. Ventilation can remove or dilute an air contaminant if designed properly.</p>
<b>Personal protection</b>	
<b>Eye and face protection</b>	<ul style="list-style-type: none"> <li>▶ Safety glasses with side shields</li> <li>▶ Chemical goggles.</li> <li>▶ Contact lenses may pose a special hazard; soft contact lenses may absorb and concentrate irritants. A written policy document, describing the wearing of lenses or restrictions on use, should be created for each workplace or task. This should include a review of lens absorption and adsorption for the class of</li> </ul>

Continued...

## Sulfate Vacu-vials Ampoules

	<ul style="list-style-type: none"> <li>chemicals in use and an account of injury experience. Medical and first-aid personnel should be trained in their removal and suitable equipment should be readily available.</li> </ul>
<b>Skin protection</b>	See Hand protection below
<b>Hands/feet protection</b>	<p>Wear general protective gloves, eg. light weight rubber gloves.</p> <p>The selection of suitable gloves does not only depend on the material, but also on further marks of quality which vary from manufacturer to manufacturer. Where the chemical is a preparation of several substances, the resistance of the glove material can not be calculated in advance and has therefore to be checked prior to the application.</p> <p>The exact break through time for substances has to be obtained from the manufacturer of the protective gloves and has to be observed when making a final choice.</p> <p>Suitability and durability of glove type is dependent on usage.</p>
<b>Body protection</b>	See Other protection below
<b>Other protection</b>	<p>No special equipment needed when handling small quantities.</p> <p><b>OTHERWISE:</b></p> <ul style="list-style-type: none"> <li>Overalls.</li> <li>Barrier cream.</li> <li>Eyewash unit.</li> </ul>
<b>Thermal hazards</b>	Not Available

## Recommended material(s)

## GLOVE SELECTION INDEX

Glove selection is based on a modified presentation of the:

"Forsberg Clothing Performance Index".

The effect(s) of the following substance(s) are taken into account in the **computer-generated** selection:

Sulfate Vacu-vials Ampoules

Material	CPI
BUTYL	A
BUTYL/NEOPRENE	C
CPE	C
HYPALON	C
NATURAL RUBBER	C
NATURAL+NEOPRENE	C
NEOPRENE	C
NITRILE	C
NITRILE+PVC	C
PE/EVAL/PE	C
PVA	C
PVC	C
PVDC/PE/PVDC	C
SARANEX-23	C
SARANEX-23 2-PLY	C
TEFLON	C
VITON	C
VITON/NEOPRENE	C

\* CPI - Chemwatch Performance Index

A: Best Selection

B: Satisfactory; may degrade after 4 hours continuous immersion

C: Poor to Dangerous Choice for other than short term immersion

**NOTE:** As a series of factors will influence the actual performance of the glove, a final selection must be based on detailed observation. -

\* Where the glove is to be used on a short term, casual or infrequent basis, factors such as "feel" or convenience (e.g. disposability), may dictate a choice of gloves which might otherwise be unsuitable following long-term or frequent use. A qualified practitioner should be consulted.

## Respiratory protection

Type AX Filter of sufficient capacity. (AS/NZS 1716 & 1715, EN 143:2000 & 149:2001, ANSI Z88 or national equivalent)

Selection of the Class and Type of respirator will depend upon the level of breathing zone contaminant and the chemical nature of the contaminant. Protection Factors (defined as the ratio of contaminant outside and inside the mask) may also be important.

Required minimum protection factor	Maximum gas/vapour concentration present in air p.p.m. (by volume)	Half-face Respirator	Full-Face Respirator
up to 10	1000	AX-AUS / Class1	-
up to 50	1000	-	AX-AUS / Class 1
up to 50	5000	Airline *	-
up to 100	5000	-	AX-2
up to 100	10000	-	AX-3
100+			Airline**

\* - Continuous Flow \*\* - Continuous-flow or positive pressure demand

A(All classes) = Organic vapours, B AUS or B1 = Acid gasses, B2 = Acid gas or hydrogen cyanide(HCN), B3 = Acid gas or hydrogen cyanide(HCN), E = Sulfur dioxide(SO<sub>2</sub>), G = Agricultural chemicals, K = Ammonia(NH<sub>3</sub>), Hg = Mercury, NO = Oxides of nitrogen, MB = Methyl bromide, AX = Low boiling point organic compounds(below 65 degC)

## SECTION 9 PHYSICAL AND CHEMICAL PROPERTIES

## Information on basic physical and chemical properties

<b>Appearance</b>	Colorless		
<b>Physical state</b>	Liquid	<b>Relative density (Water = 1)</b>	1.0
<b>Odour</b>	Odourless	<b>Partition coefficient n-octanol / water</b>	Not Available
<b>Odour threshold</b>	Not Available	<b>Auto-ignition temperature (°C)</b>	Not Available
<b>pH (as supplied)</b>	7	<b>Decomposition temperature</b>	Not Available
<b>Melting point / freezing point (°C)</b>	0	<b>Viscosity (cSt)</b>	Not Available

Continued...

## Sulfate Vacu-vials Ampoules

Initial boiling point and boiling range (°C)	100	Molecular weight (g/mol)	Not Available
Flash point (°C)	>75	Taste	Not Available
Evaporation rate	Not Available	Explosive properties	Not Available
Flammability	Combustible.	Oxidising properties	Not Available
Upper Explosive Limit (%)	Not Available	Surface Tension (dyn/cm or mN/m)	Not Available
Lower Explosive Limit (%)	Not Available	Volatile Component (%vol)	Not Available
Vapour pressure (kPa)	Not Available	Gas group	Not Available
Solubility in water (g/L)	Miscible	pH as a solution	Not Available
Vapour density (Air = 1)	Not Available	VOC g/L	Not Available

## SECTION 10 STABILITY AND REACTIVITY

Reactivity	See section 7
Chemical stability	Product is considered stable and hazardous polymerisation will not occur.
Possibility of hazardous reactions	See section 7
Conditions to avoid	See section 7
Incompatible materials	See section 7
Hazardous decomposition products	See section 5

## SECTION 11 TOXICOLOGICAL INFORMATION




## Information on toxicological effects

Inhaled	The material is not thought to produce adverse health effects or irritation of the respiratory tract (as classified by EC Directives using animal models). Nevertheless, good hygiene practice requires that exposure be kept to a minimum and that suitable control measures be used in an occupational setting. Not normally a hazard due to non-volatile nature of product
Ingestion	The material has <b>NOT</b> been classified by EC Directives or other classification systems as "harmful by ingestion". This is because of the lack of corroborating animal or human evidence.
Skin Contact	The material is not thought to produce adverse health effects or skin irritation following contact (as classified by EC Directives using animal models). Nevertheless, good hygiene practice requires that exposure be kept to a minimum and that suitable gloves be used in an occupational setting.
Eye	Although the liquid is not thought to be an irritant (as classified by EC Directives), direct contact with the eye may produce transient discomfort characterised by tearing or conjunctival redness (as with windburn).
Chronic	Long-term exposure to the product is not thought to produce chronic effects adverse to the health (as classified by EC Directives using animal models); nevertheless exposure by all routes should be minimised as a matter of course.

Sulfate Vacu-vials Ampoules	TOXICITY	IRRITATION
Sulfate Vacu-vials Ampoules	TOXICITY	IRRITATION

ACETONE	The material may cause skin irritation after prolonged or repeated exposure and may produce on contact skin redness, swelling, the production of vesicles, scaling and thickening of the skin. for acetone: The acute toxicity of acetone is low. Acetone is not a skin irritant or sensitiser but is a defatting agent to the skin. Acetone is an eye irritant. The subchronic toxicity of acetone has been examined in mice and rats that were administered acetone in the drinking water and again in rats treated by oral gavage.
Sulfate Vacu-vials Ampoules, WATER	No significant acute toxicological data identified in literature search.

Acute Toxicity	⊖	Carcinogenicity	⊖
Skin Irritation/Corrosion	⊖	Reproductivity	⊖
Serious Eye Damage/Irritation	⊖	STOT - Single Exposure	⊖
Respiratory or Skin sensitisation	⊖	STOT - Repeated Exposure	⊖
Mutagenicity	⊖	Aspiration Hazard	⊖

Legend:  – Data required to make classification available  
 – Data available but does not fill the criteria for classification  
 – Data Not Available to make classification

## CMR STATUS

Not Applicable

## SECTION 12 ECOLOGICAL INFORMATION

Continued...

## Sulfate Vacu-vials Ampoules

## Toxicity

## Persistence and degradability

Ingredient	Persistence: Water/Soil	Persistence: Air
acetone	LOW (Half-life = 14 days)	MEDIUM (Half-life = 116.25 days)
water	LOW	LOW

## Bioaccumulative potential

Ingredient	Bioaccumulation
acetone	LOW (BCF = 69)
water	LOW (LogKOW = -1.38)

## Mobility in soil

Ingredient	Mobility
acetone	HIGH (KOC = 1.981)
water	LOW (KOC = 14.3)

## SECTION 13 DISPOSAL CONSIDERATIONS

## Waste treatment methods

Product / Packaging disposal	
	Dispose of according to federal, state, and local regulations.

## SECTION 14 TRANSPORT INFORMATION

## Labels Required

Marine Pollutant	
	NO

Land transport (DOT): NOT REGULATED FOR TRANSPORT OF DANGEROUS GOODS

Air transport (ICAO-IATA / DGR): NOT REGULATED FOR TRANSPORT OF DANGEROUS GOODS

Sea transport (IMDG-Code / GGVSee): NOT REGULATED FOR TRANSPORT OF DANGEROUS GOODS

## SECTION 15 REGULATORY INFORMATION

## Safety, health and environmental regulations / legislation specific for the substance or mixture

acetone(67-64-1) is found on the following regulatory lists	"US ATSDR Minimal Risk Levels for Hazardous Substances (MRLs)", "US - Tennessee Occupational Exposure Limits - Limits For Air Contaminants", "US - Idaho - Limits for Air Contaminants", "US - Hawaii Air Contaminant Limits", "US - California Permissible Exposure Limits for Chemical Contaminants", "US ACGIH Threshold Limit Values (TLV) - Carcinogens", "US - Vermont Permissible Exposure Limits Table Z-1-A Final Rule Limits for Air Contaminants", "US - Oregon Permissible Exposure Limits (Z-1)", "US - Michigan Exposure Limits for Air Contaminants", "US EPA Carcinogens Listing", "US NIOSH Recommended Exposure Limits (RELs)", "US - Alaska Limits for Air Contaminants", "US - Washington Permissible exposure limits of air contaminants", "US ACGIH Threshold Limit Values (TLV) - Notice of Intended Changes", "US Spacecraft Maximum Allowable Concentrations (SMACs) for Airborne Contaminants", "US - Minnesota Permissible Exposure Limits (PELs)", "US ACGIH Threshold Limit Values (TLV)", "US - Vermont Permissible Exposure Limits Table Z-1-A Transitional Limits for Air Contaminants", "US Toxic Substances Control Act (TSCA) - Chemical Substance Inventory", "US - Wyoming Toxic and Hazardous Substances Table Z1 Limits for Air Contaminants", "US OSHA Permissible Exposure Levels (PELs) - Table Z1"
water(7732-18-5) is found on the following regulatory lists	"US Toxic Substances Control Act (TSCA) - Chemical Substance Inventory"

## SECTION 16 OTHER INFORMATION

## Other information

Classification of the preparation and its individual components has drawn on official and authoritative sources as well as independent review by the Chemwatch Classification committee using available literature references.

A list of reference resources used to assist the committee may be found at:

[www.chemwatch.net/references](http://www.chemwatch.net/references)

The (M)SDS is a Hazard Communication tool and should be used to assist in the Risk Assessment. Many factors determine whether the reported Hazards are Risks in the workplace or other settings. Risks may be determined by reference to Exposures Scenarios. Scale of use, frequency of use and current or available engineering controls must be considered.

This document is copyright. Apart from any fair dealing for the purposes of private study, research, review or criticism, as permitted under the Copyright Act, no part may be reproduced by any process without written permission from CHEMWATCH. TEL (+61 3) 9572 4700.





Simplicity in Water Analysis

## Cover Page for Safety Data Sheet

Thank you for choosing CHEMetrics, Inc. We appreciate your business. In order to best serve your needs for accurate and complete Safety Data, we offer the following information as supplemental to the attached SDS.

**SDS No.:** S6001

**Version No.:** 2.3

**Product Name:** Acidifier Solution for Iron in Brine CHEMets® Kit, for Nitrate CHEMets® & Vacu-vials® Kits, for Sulfate Vacu-vials® Kit

**Part Nos.:** A-6001, A-6901, A-9200

### Product Descriptions:

*Acidifier Solution:* Plastic bottle, contains approximately 18 mL of liquid reagent. Test kit K-6002 contains two (2) bottles of Acidifier Solution. Test Kits K-6905, K-6913, K-9203 each contain one (1) bottle of Acidifier Solution. Acidifier Solution packs contain six (6) bottles of solution.

### Addendum to Section 14 Transport Information:

Shipping container markings and labels for this product, as received, may vary from the contents of section 14 of the SDS for one or both of the following reasons:

- CHEMetrics has packaged this product as Dangerous Goods in Excepted Quantities according to IATA, US DOT, and IMDG regulations.
- CHEMetrics has packaged this product as part of a test kit or reagent set composed of various chemical reagents and elected to ship as UN 3316 Chemical Kit, Hazard Class 9, Packing Group II or III.

In case of reshipment, it is the responsibility of the shipper to determine appropriate labels and markings in accordance with applicable transportation regulations.

### Additional Information:

- "Print Date" = Revision Date (expressed as DD/MM/YYYY)
- Test kits and reagents sets may contain additional chemical reagents. See separate SDS(s).

*CHEMets®, VACUettes®, Vacu-vials®, and Titrets® are registered trademarks of CHEMetrics Inc.*



## Acidifier Solution for Iron in Brine CHEMetrics Kit, for Nitrate CHEMetrics & Vacu-vials Kits, for Sulfate Vacu-vials Kit

CHEMetrics, Inc.

Chemwatch Hazard Alert Code: 4

Chemwatch: 9-90603

SDS No: S6001

Version No: 2.3

Safety Data Sheet according to OSHA HazCom Standard (2012) requirements

Issue Date: 18/11/2014

Print Date: 12/03/2015

Initial Date: 20/11/2014

S.GHS.USA.EN

### SECTION 1 IDENTIFICATION OF THE SUBSTANCE / MIXTURE AND OF THE COMPANY / UNDERTAKING

#### Product Identifier

Product name	Acidifier Solution for Iron in Brine CHEMetrics Kit, for Nitrate CHEMetrics & Vacu-vials Kits, for Sulfate Vacu-vials Kit
Synonyms	Part Nos.: A-6001, A-6901, A-9200
Proper shipping name	Corrosive liquids, n.o.s. (contains hydrochloric acid)
Chemical formula	Not Applicable
Other means of identification	Not Available
CAS number	Not Applicable

#### Relevant identified uses of the substance or mixture and uses advised against

Relevant identified uses	Component of Water Analysis Test Kits K-6002, K-6905, K-6913, K-9203
--------------------------	--

#### Details of the manufacturer/importer

Registered company name	CHEMetrics, Inc.
Address	4295 Catlett Road, Midland, VA. 22728 United States
Telephone	1-540-788-9026
Fax	1-540-788-4856
Website	www.chemetrics.com
Email	technical@chemetrics.com

#### Emergency telephone number

Association / Organisation	ChemTel Inc.
Emergency telephone numbers	1-800-255-3924
Other emergency telephone numbers	+01-813-248-0585

### SECTION 2 HAZARDS IDENTIFICATION

#### Classification of the substance or mixture

GHS Classification	Metal Corrosion Category 1, Skin Corrosion/Irritation Category 1A, Serious Eye Damage Category 1, STOT - SE (Resp. Irr.) Category 3
--------------------	---

#### Label elements

GHS label elements	
--------------------	--

SIGNAL WORD **DANGER**

#### Hazard statement(s)

H290	May be corrosive to metals
H314	Causes severe skin burns and eye damage
H318	Causes serious eye damage
H335	May cause respiratory irritation

Continued...

## Acidifier Solution for Iron in Brine CHEMets Kit, for Nitrate CHEMets & Vacu-vials Kits, for Sulfate Vacu-vials Kit

### Precautionary statement(s) Prevention

P101	If medical advice is needed, have product container or label at hand.
P102	Keep out of reach of children.
P103	Read label before use.
P260	Do not breathe dust/fume/gas/mist/vapours/spray.
P271	Use only outdoors or in a well-ventilated area.
P280	Wear protective gloves/protective clothing/eye protection/face protection.
P234	Keep only in original container.

### Precautionary statement(s) Response

P301+P330+P331	IF SWALLOWED: Rinse mouth. Do NOT induce vomiting.
P303+P361+P353	IF ON SKIN (or hair): Take off immediately all contaminated clothing. Rinse skin with water/shower.
P305+P351+P338	IF IN EYES: Rinse cautiously with water for several minutes. Remove contact lenses, if present and easy to do. Continue rinsing.
P310	Immediately call a POISON CENTER/doctor/physician/first aider
P363	Wash contaminated clothing before reuse.

### Precautionary statement(s) Storage

P405	Store locked up.
P403+P233	Store in a well-ventilated place. Keep container tightly closed.

### Precautionary statement(s) Disposal

P501	Dispose of contents/container to authorised chemical landfill or if organic to high temperature incineration
------	--

## SECTION 3 COMPOSITION / INFORMATION ON INGREDIENTS

### Substances

See section below for composition of Mixtures

### Mixtures

CAS No	%[weight]	Name
7647-01-0	54-69	<a href="#">hydrochloric acid</a>
7732-18-5	31-46	<a href="#">water</a>

## SECTION 4 FIRST AID MEASURES

### Description of first aid measures

<b>Eye Contact</b>	<p>If this product comes in contact with the eyes:</p> <ul style="list-style-type: none"> <li>▶ Immediately hold eyelids apart and flush the eye continuously with running water.</li> <li>▶ Ensure complete irrigation of the eye by keeping eyelids apart and away from eye and moving the eyelids by occasionally lifting the upper and lower lids.</li> <li>▶ Continue flushing until advised to stop by the Poisons Information Centre or a doctor, or for at least 15 minutes.</li> <li>▶ Transport to hospital or doctor without delay.</li> <li>▶ Removal of contact lenses after an eye injury should only be undertaken by skilled personnel.</li> </ul>
<b>Skin Contact</b>	<p>If skin or hair contact occurs:</p> <ul style="list-style-type: none"> <li>▶ Immediately flush body and clothes with large amounts of water, using safety shower if available.</li> <li>▶ Quickly remove all contaminated clothing, including footwear.</li> <li>▶ Wash skin and hair with running water. Continue flushing with water until advised to stop by the Poisons Information Centre.</li> <li>▶ Transport to hospital, or doctor.</li> </ul>
<b>Inhalation</b>	<ul style="list-style-type: none"> <li>▶ If fumes or combustion products are inhaled remove from contaminated area.</li> <li>▶ Lay patient down. Keep warm and rested.</li> <li>▶ Prosthesis such as false teeth, which may block airway, should be removed, where possible, prior to initiating first aid procedures.</li> <li>▶ Apply artificial respiration if not breathing, preferably with a demand valve resuscitator, bag-valve mask device, or pocket mask as trained. Perform CPR if necessary.</li> <li>▶ Transport to hospital, or doctor, without delay.</li> <li>▶ Inhalation of vapours or aerosols (mists, fumes) may cause lung oedema.</li> <li>▶ Corrosive substances may cause lung damage (e.g. lung oedema, fluid in the lungs).</li> <li>▶ As this reaction may be delayed up to 24 hours after exposure, affected individuals need complete rest (preferably in semi-recumbent posture) and must be kept under medical observation even if no symptoms are (yet) manifested.</li> <li>▶ Before any such manifestation, the administration of a spray containing a dexamethasone derivative or beclomethasone derivative may be considered.</li> </ul> <p><b>This must definitely be left to a doctor or person authorised by him/her.</b> (ICSC13719)</p>
<b>Ingestion</b>	<ul style="list-style-type: none"> <li>▶ For advice, contact a Poisons Information Centre or a doctor at once.</li> <li>▶ Urgent hospital treatment is likely to be needed.</li> <li>▶ <b>If swallowed do NOT induce vomiting.</b></li> <li>▶ If vomiting occurs, lean patient forward or place on left side (head-down position, if possible) to maintain open airway and prevent aspiration.</li> <li>▶ Observe the patient carefully.</li> <li>▶ Never give liquid to a person showing signs of being sleepy or with reduced awareness; i.e. becoming unconscious.</li> <li>▶ Give water to rinse out mouth, then provide liquid slowly and as much as casualty can comfortably drink.</li> <li>▶ Transport to hospital or doctor without delay.</li> </ul>

### Indication of any immediate medical attention and special treatment needed

## Acidifier Solution for Iron in Brine CHEMets Kit, for Nitrate CHEMets & Vacu-vials Kits, for Sulfate Vacu-vials Kit

Treat symptomatically.

For acute or short term repeated exposures to strong acids:

- ▶ Airway problems may arise from laryngeal edema and inhalation exposure. Treat with 100% oxygen initially.
- ▶ Respiratory distress may require cricothyroidotomy if endotracheal intubation is contraindicated by excessive swelling
- ▶ Intravenous lines should be established immediately in all cases where there is evidence of circulatory compromise.
- ▶ Strong acids produce a coagulation necrosis characterised by formation of a coagulum (eschar) as a result of the desiccating action of the acid on proteins in specific tissues.

INGESTION:

- ▶ Immediate dilution (milk or water) within 30 minutes post ingestion is recommended.
- ▶ **DO NOT attempt to neutralise the acid since exothermic reaction may extend the corrosive injury.**
- ▶ Be careful to avoid further vomit since re-exposure of the mucosa to the acid is harmful. Limit fluids to one or two glasses in an adult.
- ▶ Charcoal has no place in acid management.
- ▶ Some authors suggest the use of lavage within 1 hour of ingestion.

SKIN:

- ▶ Skin lesions require copious saline irrigation. Treat chemical burns as thermal burns with non-adherent gauze and wrapping.
- ▶ Deep second-degree burns may benefit from topical silver sulfadiazine.

EYE:

- ▶ Eye injuries require retraction of the eyelids to ensure thorough irrigation of the conjunctival cul-de-sacs. Irrigation should last at least 20-30 minutes. **DO NOT use neutralising agents or any other additives.** Several litres of saline are required.
- ▶ Cycloplegic drops, (1% cyclopentolate for short-term use or 5% homatropine for longer term use) antibiotic drops, vasoconstrictive agents or artificial tears may be indicated dependent on the severity of the injury.
- ▶ Steroid eye drops should only be administered with the approval of a consulting ophthalmologist).

[Ellenhorn and Barceloux: Medical Toxicology]

If exposure has been severe and/or symptoms marked, observation in hospital for 48 hours should be considered due to possibility of delayed pulmonary oedema.

### SECTION 5 FIREFIGHTING MEASURES

#### Extinguishing media

- ▶ Water spray or fog.
- ▶ Foam.
- ▶ Dry chemical powder.
- ▶ BCF (where regulations permit).
- ▶ Carbon dioxide.

#### Special hazards arising from the substrate or mixture

<b>Fire Incompatibility</b>	None known.
-----------------------------	-------------

#### Advice for firefighters

<b>Fire Fighting</b>	<ul style="list-style-type: none"> <li>▶ Alert Fire Brigade and tell them location and nature of hazard.</li> <li>▶ Wear full body protective clothing with breathing apparatus.</li> <li>▶ Prevent, by any means available, spillage from entering drains or water course.</li> <li>▶ Use fire fighting procedures suitable for surrounding area.</li> <li>▶ <b>Do not approach containers suspected to be hot.</b></li> </ul>
<b>Fire/Explosion Hazard</b>	<ul style="list-style-type: none"> <li>▶ Non combustible.</li> <li>▶ Not considered to be a significant fire risk.</li> <li>▶ Acids may react with metals to produce hydrogen, a highly flammable and explosive gas.</li> <li>▶ Heating may cause expansion or decomposition leading to violent rupture of containers.</li> <li>▶ May emit corrosive, poisonous fumes.</li> </ul>






### SECTION 6 ACCIDENTAL RELEASE MEASURES

#### Personal precautions, protective equipment and emergency procedures

<b>Minor Spills</b>	<ul style="list-style-type: none"> <li>▶ Drains for storage or use areas should have retention basins for pH adjustments and dilution of spills before discharge or disposal of material.</li> <li>▶ Check regularly for spills and leaks.</li> <li>▶ Clean up all spills immediately.</li> <li>▶ Avoid breathing vapours and contact with skin and eyes.</li> <li>▶ Control personal contact with the substance, by using protective equipment.</li> </ul>
<b>Major Spills</b>	<ul style="list-style-type: none"> <li>▶ Clear area of personnel and move upwind.</li> <li>▶ Alert Fire Brigade and tell them location and nature of hazard.</li> <li>▶ Wear full body protective clothing with breathing apparatus.</li> <li>▶ Prevent, by any means available, spillage from entering drains or water course.</li> <li>▶ Consider evacuation (or protect in place).</li> </ul>
Personal Protective Equipment advice is contained in Section 8 of the MSDS.	






### SECTION 7 HANDLING AND STORAGE

#### Precautions for safe handling

<b>Safe handling</b>	<p><b>Contains low boiling substance:</b> Storage in sealed containers may result in pressure buildup causing violent rupture of containers not rated appropriately.</p> <ul style="list-style-type: none"> <li>▶ Check for bulging containers.</li> <li>▶ Vent periodically</li> <li>▶ Always release caps or seals slowly to ensure slow dissipation of vapours</li> <li>▶ <b>DO NOT allow clothing wet with material to stay in contact with skin</b></li> <li>▶ Avoid all personal contact, including inhalation.</li> <li>▶ Wear protective clothing when risk of exposure occurs.</li> <li>▶ Use in a well-ventilated area.</li> </ul>
----------------------	--



Continued...

## Acidifier Solution for Iron in Brine CHEMets Kit, for Nitrate CHEMets & Vacu-vials Kits, for Sulfate Vacu-vials Kit

	<b>Wear impact- and splash-resistant eyewear.</b>
<b>Other information</b>	<ul style="list-style-type: none"> <li>▶ Store in original containers.</li> <li>▶ Keep containers securely sealed.</li> <li>▶ Store in a cool, dry, well-ventilated area.</li> <li>▶ Store away from incompatible materials and foodstuff containers.</li> <li>▶ Protect containers against physical damage and check regularly for leaks.</li> </ul> <p><b>For optimum analytical performance, store in the dark and at room temperature.</b></p>

### Conditions for safe storage, including any incompatibilities

<b>Suitable container</b>	<ul style="list-style-type: none"> <li>▶ <b>DO NOT use aluminium or galvanised containers</b></li> <li>▶ Check regularly for spills and leaks</li> <li>▶ Lined metal can, lined metal pail/ can.</li> <li>▶ Plastic pail.</li> <li>▶ Polyliner drum.</li> <li>▶ Packing as recommended by manufacturer.</li> <li>▶ Check all containers are clearly labelled and free from leaks.</li> </ul>
<b>Storage incompatibility</b>	<ul style="list-style-type: none"> <li>▶ Inorganic acids are generally soluble in water with the release of hydrogen ions. The resulting solutions have pH's of less than 7.0.</li> <li>▶ Inorganic acids neutralise chemical bases (for example: amines and inorganic hydroxides) to form salts - neutralisation can generate dangerously large amounts of heat in small spaces.</li> <li>▶ The dissolution of inorganic acids in water or the dilution of their concentrated solutions with additional water may generate significant heat.</li> <li>▶ The addition of water to inorganic acids often generates sufficient heat in the small region of mixing to cause some of the water to boil explosively.</li> </ul>

### PACKAGE MATERIAL INCOMPATIBILITIES

Not Available

## SECTION 8 EXPOSURE CONTROLS / PERSONAL PROTECTION

### Control parameters

#### OCCUPATIONAL EXPOSURE LIMITS (OEL)

#### INGREDIENT DATA


Source	Ingredient	Material name	TWA	STEL	Peak	Notes
US OSHA Permissible Exposure Levels (PELs) - Table Z1	hydrochloric acid	Hydrogen chloride	Not Available	Not Available	7 mg/m3 / 5 ppm	Not Available
US ACGIH Threshold Limit Values (TLV)	hydrochloric acid	Hydrogen chloride	Not Available	Not Available	2 ppm	TLV® Basis: URT irr
US NIOSH Recommended Exposure Limits (RELs)	hydrochloric acid	Anhydrous hydrogen chloride; Aqueous hydrogen chloride (i.e., Hydrochloric acid, Muriatic acid) [Note: Often used in an aqueous solution.]	Not Available	Not Available	7 mg/m3 / 5 ppm	Not Available

#### EMERGENCY LIMITS

Ingredient	Material name	TEEL-1	TEEL-2	TEEL-3
hydrochloric acid	Hydrogen chloride; (Hydrochloric acid)	Not Available	Not Available	Not Available
hydrochloric acid	Deuteriochloric acid; (Deuterium chloride)	1.8 ppm	22 ppm	100 ppm

Ingredient	Original IDLH	Revised IDLH
hydrochloric acid	100 ppm	50 ppm
water	Not Available	Not Available

### Exposure controls

<b>Appropriate engineering controls</b>	<p>Engineering controls are used to remove a hazard or place a barrier between the worker and the hazard. Well-designed engineering controls can be highly effective in protecting workers and will typically be independent of worker interactions to provide this high level of protection.</p> <p>The basic types of engineering controls are:</p> <p>Process controls which involve changing the way a job activity or process is done to reduce the risk.</p> <p>Enclosure and/or isolation of emission source which keeps a selected hazard "physically" away from the worker and ventilation that strategically "adds" and "removes" air in the work environment. Ventilation can remove or dilute an air contaminant if designed properly.</p>
<b>Personal protection</b>	
<b>Eye and face protection</b>	<ul style="list-style-type: none"> <li>▶ Safety glasses with unperforated side shields may be used where continuous eye protection is desirable, as in laboratories; spectacles are not sufficient where complete eye protection is needed such as when handling bulk-quantities, where there is a danger of splashing, or if the material may be under pressure.</li> <li>▶ Chemical goggles whenever there is a danger of the material coming in contact with the eyes; goggles must be properly fitted.</li> <li>▶ Full face shield (20 cm, 8 in minimum) may be required for supplementary but never for primary protection of eyes; these afford face protection.</li> <li>▶ Alternatively a gas mask may replace splash goggles and face shields.</li> <li>▶ Contact lenses may pose a special hazard; soft contact lenses may absorb and concentrate irritants.</li> </ul>
<b>Skin protection</b>	See Hand protection below
<b>Hands/feet protection</b>	<ul style="list-style-type: none"> <li>▶ Elbow length PVC gloves</li> <li>▶ When handling corrosive liquids, wear trousers or overalls outside of boots, to avoid spills entering boots.</li> </ul>
<b>Body protection</b>	See Other protection below

Continued...

## Acidifier Solution for Iron in Brine CHEMets Kit, for Nitrate CHEMets & Vacu-vials Kits, for Sulfate Vacu-vials Kit

<b>Other protection</b>	<ul style="list-style-type: none"> <li>▶ Overalls.</li> <li>▶ PVC Apron.</li> <li>▶ PVC protective suit may be required if exposure severe.</li> <li>▶ Eyewash unit.</li> <li>▶ Ensure there is ready access to a safety shower.</li> </ul>
<b>Thermal hazards</b>	Not Available

### Recommended material(s)

#### GLOVE SELECTION INDEX

Glove selection is based on a modified presentation of the:

**"Forsberg Clothing Performance Index".**

The effect(s) of the following substance(s) are taken into account in the **computer-generated** selection:

Acidifier Solution for Iron in Brine CHEMets Kit, for Nitrate CHEMets & Vacu-vials Kits, for Sulfate Vacu-vials Kit

Material	CPI
BUTYL	A
NEOPRENE	A
BUTYL/NEOPRENE	C
HYPALON	C
NAT+NEOPR+NITRILE	C
NATURAL RUBBER	C
NATURAL+NEOPRENE	C
NEOPRENE/NATURAL	C
NITRILE	C
NITRILE+PVC	C
PE/EVAL/PE	C
PVA	C
PVC	C
SARANEX-23	C
VITON	C
VITON/NEOPRENE	C

\* CPI - Chemwatch Performance Index

A: Best Selection

B: Satisfactory; may degrade after 4 hours continuous immersion

C: Poor to Dangerous Choice for other than short term immersion

**NOTE:** As a series of factors will influence the actual performance of the glove, a final selection must be based on detailed observation. -

\* Where the glove is to be used on a short term, casual or infrequent basis, factors such as "feel" or convenience (e.g. disposability), may dictate a choice of gloves which might otherwise be unsuitable following long-term or frequent use. A qualified practitioner should be consulted.

### Respiratory protection

Type B-P Filter of sufficient capacity. (AS/NZS 1716 & 1715, EN 143:2000 & 149:2001, ANSI Z88 or national equivalent)

Where the concentration of gas/particulates in the breathing zone, approaches or exceeds the "Exposure Standard" (or ES), respiratory protection is required.

Degree of protection varies with both face-piece and Class of filter; the nature of protection varies with Type of filter.

Required Minimum Protection Factor	Half-Face Respirator	Full-Face Respirator	Powered Air Respirator
up to 10 x ES	B-AUS P2	-	B-PAPR-AUS / Class 1 P2
up to 50 x ES	-	B-AUS / Class 1 P2	-
up to 100 x ES	-	B-2 P2	B-PAPR-2 P2 ^

^ - Full-face

A(All classes) = Organic vapours, B AUS or B1 = Acid gasses, B2 = Acid gas or hydrogen cyanide(HCN), B3 = Acid gas or hydrogen cyanide(HCN), E = Sulfur dioxide(SO<sub>2</sub>), G = Agricultural chemicals, K = Ammonia(NH<sub>3</sub>), Hg = Mercury, NO = Oxides of nitrogen, MB = Methyl bromide, AX = Low boiling point organic compounds(below 65 degC)

## SECTION 9 PHYSICAL AND CHEMICAL PROPERTIES

### Information on basic physical and chemical properties

<b>Appearance</b>	Colorless		
<b>Physical state</b>	Liquid	<b>Relative density (Water = 1)</b>	1.1
<b>Odour</b>	Sharp	<b>Partition coefficient n-octanol / water</b>	Not Available
<b>Odour threshold</b>	Not Available	<b>Auto-ignition temperature (°C)</b>	Not Available
<b>pH (as supplied)</b>	<1	<b>Decomposition temperature</b>	Not Available
<b>Melting point / freezing point (°C)</b>	-62 - -46	<b>Viscosity (cSt)</b>	Not Available
<b>Initial boiling point and boiling range (°C)</b>	109	<b>Molecular weight (g/mol)</b>	Not Available
<b>Flash point (°C)</b>	Not Applicable	<b>Taste</b>	Not Available
<b>Evaporation rate</b>	Not Available	<b>Explosive properties</b>	Not Available
<b>Flammability</b>	Not Applicable	<b>Oxidising properties</b>	Not Available
<b>Upper Explosive Limit (%)</b>	Not Available	<b>Surface Tension (dyn/cm or mN/m)</b>	Not Available
<b>Lower Explosive Limit (%)</b>	Not Available	<b>Volatile Component (%vol)</b>	Not Available
<b>Vapour pressure (kPa)</b>	Not Available	<b>Gas group</b>	Not Available
<b>Solubility in water (g/L)</b>	Miscible	<b>pH as a solution</b>	Not Available

Continued...

## Acidifier Solution for Iron in Brine CHEMets Kit, for Nitrate CHEMets & Vacu-vials Kits, for Sulfate Vacu-vials Kit

Vapour density (Air = 1) | Not Available

VOC g/L | Not Available

### SECTION 10 STABILITY AND REACTIVITY

<b>Reactivity</b>	See section 7
<b>Chemical stability</b>	<ul style="list-style-type: none"> <li>▶ Contact with alkaline material liberates heat</li> <li>▶ Unstable in the presence of incompatible materials.</li> <li>▶ Product is considered stable.</li> <li>▶ Hazardous polymerisation will not occur.</li> </ul>
<b>Possibility of hazardous reactions</b>	See section 7
<b>Conditions to avoid</b>	See section 7
<b>Incompatible materials</b>	See section 7
<b>Hazardous decomposition products</b>	See section 5

### SECTION 11 TOXICOLOGICAL INFORMATION

#### Information on toxicological effects

<b>Inhaled</b>	<p>The material can cause respiratory irritation in some persons. The body's response to such irritation can cause further lung damage. Corrosive acids can cause irritation of the respiratory tract, with coughing, choking and mucous membrane damage. There may be dizziness, headache, nausea and weakness.</p> <p>The material has <b>NOT</b> been classified by EC Directives or other classification systems as "harmful by inhalation".</p>
<b>Ingestion</b>	<p>Ingestion of acidic corrosives may produce burns around and in the mouth, the throat and oesophagus. Immediate pain and difficulties in swallowing and speaking may also be evident.</p> <p>The material has <b>NOT</b> been classified by EC Directives or other classification systems as "harmful by ingestion". This is because of the lack of corroborating animal or human evidence.</p> <p>Not normally a hazard due to physical form of product.</p>
<b>Skin Contact</b>	<p>Skin contact with acidic corrosives may result in pain and burns; these may be deep with distinct edges and may heal slowly with the formation of scar tissue. Skin contact is not thought to have harmful health effects (as classified under EC Directives); the material may still produce health damage following entry through wounds, lesions or abrasions.</p> <p>Open cuts, abraded or irritated skin should not be exposed to this material</p> <p>Entry into the blood-stream, through, for example, cuts, abrasions or lesions, may produce systemic injury with harmful effects. Examine the skin prior to the use of the material and ensure that any external damage is suitably protected.</p>
<b>Eye</b>	<p>If applied to the eyes, this material causes severe eye damage.</p> <p>Direct eye contact with acid corrosives may produce pain, tears, sensitivity to light and burns. Mild burns of the epithelia generally recover rapidly and completely.</p>
<b>Chronic</b>	<p>Repeated or prolonged exposure to acids may result in the erosion of teeth, swelling and/or ulceration of mouth lining. Irritation of airways to lung, with cough, and inflammation of lung tissue often occurs.</p> <p>Long-term exposure to respiratory irritants may result in disease of the airways involving difficult breathing and related systemic problems.</p> <p>Substance accumulation, in the human body, may occur and may cause some concern following repeated or long-term occupational exposure.</p> <p>Chronic minor exposure to hydrogen chloride (HCl) vapour or fume may cause discolouration or erosion of the teeth, bleeding of the nose and gums; and ulceration of the nasal mucous membranes.</p>

<b>Acidifier Solution for Iron in Brine CHEMets Kit, for Nitrate CHEMets &amp; Vacu-vials Kits, for Sulfate Vacu-vials Kit</b>	<table border="1" style="width: 100%;"> <tr> <td style="text-align: center;">TOXICITY</td> <td style="text-align: center;">IRRITATION</td> </tr> </table>	TOXICITY	IRRITATION
TOXICITY	IRRITATION		
<b>Acidifier Solution for Iron in Brine CHEMets Kit, for Nitrate CHEMets &amp; Vacu-vials Kits, for Sulfate Vacu-vials Kit</b>	<table border="1" style="width: 100%;"> <tr> <td style="text-align: center;">TOXICITY</td> <td style="text-align: center;">IRRITATION</td> </tr> </table>	TOXICITY	IRRITATION
TOXICITY	IRRITATION		

<b>WATER</b>	No significant acute toxicological data identified in literature search.
<b>Acidifier Solution for Iron in Brine CHEMets Kit, for Nitrate CHEMets &amp; Vacu-vials Kits, for Sulfate Vacu-vials Kit, HYDROCHLORIC ACID</b>	<p>Asthma-like symptoms may continue for months or even years after exposure to the material ceases. This may be due to a non-allergenic condition known as reactive airways dysfunction syndrome (RADS) which can occur following exposure to high levels of highly irritating compound. Key criteria for the diagnosis of RADS include the absence of preceding respiratory disease, in a non-atopic individual, with abrupt onset of persistent asthma-like symptoms within minutes to hours of a documented exposure to the irritant. A reversible airflow pattern, on spirometry, with the presence of moderate to severe bronchial hyperreactivity on methacholine challenge testing and the lack of minimal lymphocytic inflammation, without eosinophilia, have also been included in the criteria for diagnosis of RADS. RADS (or asthma) following an irritating inhalation is an infrequent disorder with rates related to the concentration of and duration of exposure to the irritating substance.</p>

<b>Acute Toxicity</b>	☹	<b>Carcinogenicity</b>	☹
<b>Skin Irritation/Corrosion</b>	✔	<b>Reproductivity</b>	☹
<b>Serious Eye Damage/Irritation</b>	✔	<b>STOT - Single Exposure</b>	✔
<b>Respiratory or Skin sensitisation</b>	☹	<b>STOT - Repeated Exposure</b>	☹
<b>Mutagenicity</b>	☹	<b>Aspiration Hazard</b>	☹

## Acidifier Solution for Iron in Brine CHEMets Kit, for Nitrate CHEMets & Vacu-vials Kits, for Sulfate Vacu-vials Kit

**Legend:**

- ▼ - Data required to make classification available
- ✗ - Data available but does not fill the criteria for classification
- ⊖ - Data Not Available to make classification

### CMR STATUS

Category	Ingredient	Regulation	Classification
EYE	hydrochloric acid	US - California OEHHA/ARB - Acute Reference Exposure Levels and Target Organs (RELS) - Eye	HYDROCHLORIC ACID (Hydrogen chloride) X
	hydrochloric acid	US - California OEHHA/ARB - Acute Reference Exposure Levels and Target Organs (RELS) - Respiratory US - California OEHHA/ARB - Chronic Reference Exposure Levels and Target Organs (CRELS) - Respiratory	X

### SECTION 12 ECOLOGICAL INFORMATION

#### Toxicity

##### Ecotoxicity:

The tolerance of water organisms towards pH margin and variation is diverse. Recommended pH values for test species listed in OECD guidelines are between 6.0 and almost 9. Acute testing with fish showed 96h-LC50 at about pH 3.5

For Chloride: Although inorganic chloride ions are not normally considered toxic they can exist in effluents at acutely toxic levels. Incidental exposure to inorganic chloride may occur in occupational settings where chemicals management policies are improperly applied. The toxicity of chloride salts depends on the counter-ion (cation) present; that of chloride itself is unknown.

#### Persistence and degradability

Ingredient	Persistence: Water/Soil	Persistence: Air
hydrochloric acid	LOW	LOW
water	LOW	LOW

#### Bioaccumulative potential

Ingredient	Bioaccumulation
hydrochloric acid	LOW (LogKOW = 0.5392)
water	LOW (LogKOW = -1.38)

#### Mobility in soil

Ingredient	Mobility
hydrochloric acid	LOW (KOC = 14.3)
water	LOW (KOC = 14.3)


### SECTION 13 DISPOSAL CONSIDERATIONS

#### Waste treatment methods

Product / Packaging disposal	Disposal method
	Dispose of according to federal, state, and local regulations.

### SECTION 14 TRANSPORT INFORMATION

#### Labels Required

	
Marine Pollutant	NO

#### Land transport (DOT)

UN number	1760
Packing group	II
UN proper shipping name	Corrosive liquids, n.o.s. (contains hydrochloric acid)
Environmental hazard	No relevant data
Transport hazard class(es)	Class : 8
Special precautions for user	Special provisions : B2, IB2, T11, TP2, TP27

#### Air transport (ICAO-IATA / DGR)

UN number	1760
Packing group	II
UN proper shipping name	Corrosive liquid, n.o.s. * (contains hydrochloric acid)
Environmental hazard	No relevant data



## Acidifier Solution for Iron in Brine CHEMets Kit, for Nitrate CHEMets & Vacu-vials Kits, for Sulfate Vacu-vials Kit

<b>Transport hazard class(es)</b>	ICAO/IATA Class	8
	ICAO / IATA Subrisk	Not Applicable
	ERG Code	8L
<b>Special precautions for user</b>	Special provisions	A3A803
	Cargo Only Packing Instructions	855
	Cargo Only Maximum Qty / Pack	30 L
	Passenger and Cargo Packing Instructions	851
	Passenger and Cargo Maximum Qty / Pack	1 L
	Passenger and Cargo Limited Quantity Packing Instructions	Y840
	Passenger and Cargo Limited Maximum Qty / Pack	0.5 L

### Sea transport (IMDG-Code / GGVSee)

<b>UN number</b>	1760	
<b>Packing group</b>	II	
<b>UN proper shipping name</b>	CORROSIVE LIQUID, N.O.S. (contains hydrochloric acid)	
<b>Environmental hazard</b>	Not Applicable	
<b>Transport hazard class(es)</b>	IMDG Class	8
	IMDG Subrisk	Not Applicable
<b>Special precautions for user</b>	EMS Number	F-A , S-B
	Special provisions	274
	Limited Quantities	1 L

### Transport in bulk according to Annex II of MARPOL 73 / 78 and the IBC code

Source	Ingredient	Pollution Category
IMO MARPOL 73/78 (Annex II) - List of Noxious Liquid Substances Carried in Bulk	hydrochloric acid	Z

## SECTION 15 REGULATORY INFORMATION

### Safety, health and environmental regulations / legislation specific for the substance or mixture

<b>hydrochloric acid(7647-01-0) is found on the following regulatory lists</b>	"US - Tennessee Occupational Exposure Limits - Limits For Air Contaminants", "US - Idaho - Limits for Air Contaminants", "US - Hawaii Air Contaminant Limits", "US - California Permissible Exposure Limits for Chemical Contaminants", "US ACGIH Threshold Limit Values (TLV) - Carcinogens", "US - Vermont Permissible Exposure Limits Table Z-1-A Final Rule Limits for Air Contaminants", "US - Oregon Permissible Exposure Limits (Z-1)", "US - Michigan Exposure Limits for Air Contaminants", "International Agency for Research on Cancer (IARC) - Agents Classified by the IARC Monographs", "US - Washington Toxic air pollutants and their ASIL, SQER and de minimis emission values", "US - California OEHH/ARB - Acute Reference Exposure Levels and Target Organs (RELS)", "US NIOSH Recommended Exposure Limits (RELs)", "US - Alaska Limits for Air Contaminants", "US - Washington Permissible exposure limits of air contaminants", "US Spacecraft Maximum Allowable Concentrations (SMACs) for Airborne Contaminants", "US - Minnesota Permissible Exposure Limits (PELs)", "US - California OEHH/ARB - Chronic Reference Exposure Levels and Target Organs (CRELs)", "US ACGIH Threshold Limit Values (TLV)", "US - Vermont Permissible Exposure Limits Table Z-1-A Transitional Limits for Air Contaminants", "US Toxic Substances Control Act (TSCA) - Chemical Substance Inventory", "US - Wyoming Toxic and Hazardous Substances Table Z1 Limits for Air Contaminants", "US OSHA Permissible Exposure Levels (PELs) - Table Z1"
<b>water(7732-18-5) is found on the following regulatory lists</b>	"US Toxic Substances Control Act (TSCA) - Chemical Substance Inventory"

## SECTION 16 OTHER INFORMATION

### Other information

Classification of the preparation and its individual components has drawn on official and authoritative sources as well as independent review by the Chemwatch Classification committee using available literature references.

A list of reference resources used to assist the committee may be found at:

[www.chemwatch.net/references](http://www.chemwatch.net/references)

The (M)SDS is a Hazard Communication tool and should be used to assist in the Risk Assessment. Many factors determine whether the reported Hazards are Risks in the workplace or other settings. Risks may be determined by reference to Exposures Scenarios. Scale of use, frequency of use and current or available engineering controls must be considered.

This document is copyright. Apart from any fair dealing for the purposes of private study, research, review or criticism, as permitted under the Copyright Act, no part may be reproduced by any process without written permission from CHEMWATCH. TEL (+61 3) 9572 4700.



Simplicity in Water Analysis

## Cover Page for Safety Data Sheet

Thank you for choosing CHEMetrics, Inc. We appreciate your business. In order to best serve your needs for accurate and complete Safety Data, we offer the following information as supplemental to the attached SDS.

**SDS No.:** S9202

**Version No.:** 2.2

**Product Name:** Activator Powder for Sulfate Vacu-vials® Kit

**Part Nos.:** A-9202

### Product Descriptions:

*Activator Powder:* Plastic bottle, contains approximately 14.5 g of powder reagent. Test kits contain one (1) bottle of Activator Powder.

### Addendum to Section 14 Transport Information:

Shipping container markings and labels for this product, as received, may vary from the contents of section 14 of the SDS for one or both of the following reasons:

- CHEMetrics has packaged this product as Dangerous Goods in Excepted Quantities according to IATA, US DOT, and IMDG regulations.
- CHEMetrics has packaged this product as part of a test kit or reagent set composed of various chemical reagents and elected to ship as UN 3316 Chemical Kit, Hazard Class 9, Packing Group II or III.

In case of reshipment, it is the responsibility of the shipper to determine appropriate labels and markings in accordance with applicable transportation regulations.

### Additional Information:

- "Print Date" = Revision Date (expressed as DD/MM/YYYY)
- Test kits and reagents sets may contain additional chemical reagents. See separate SDS(s).

*CHEMetrics®, VACUettes®, Vacu-vials®, and Titrets® are registered trademarks of CHEMetrics Inc.*



## Activator Powder for Sulfate Vacu-vials Kit

CHEMetrics, Inc.

Chemwatch: 9-90604  
SDS No: S9202  
Version No: 2.2  
Safety Data Sheet according to OSHA HazCom Standard (2012) requirements

Chemwatch Hazard Alert Code: 3

Issue Date: 11/09/2014  
Print Date: 12/03/2015  
Initial Date: 13/09/2014  
S.GHS.U.S.A.EN

### SECTION 1 IDENTIFICATION OF THE SUBSTANCE / MIXTURE AND OF THE COMPANY / UNDERTAKING

#### Product Identifier

Product name	Activator Powder for Sulfate Vacu-vials Kit
Chemical Name	barium chloride, dihydrate
Synonyms	Part No.: A-9202
Proper shipping name	Barium compounds, n.o.s. (contains barium chloride, dihydrate)
Chemical formula	Not Applicable
Other means of identification	Not Available
CAS number	Not Applicable

#### Relevant identified uses of the substance or mixture and uses advised against

Relevant identified uses	Component of water analysis test kit K-9203
--------------------------	---

#### Details of the manufacturer/importer

Registered company name	CHEMetrics, Inc.
Address	4295 Catlett Road, Midland, VA. 22728 United States
Telephone	1-540-788-9026
Fax	1-540-788-4856
Website	www.chemetrics.com
Email	technical@chemetrics.com

#### Emergency telephone number

Association / Organisation	ChemTel Inc.
Emergency telephone numbers	1-800-255-3924
Other emergency telephone numbers	+01-813-248-0585

### SECTION 2 HAZARDS IDENTIFICATION

#### Classification of the substance or mixture

GHS Classification	Acute Toxicity (Oral) Category 3, Acute Toxicity (Inhalation) Category 4
--------------------	--

#### Label elements

GHS label elements	
--------------------	--

SIGNAL WORD	DANGER
-------------	--------

#### Hazard statement(s)

H301	Toxic if swallowed
H332	Harmful if inhaled

#### Precautionary statement(s) Prevention

P101	If medical advice is needed, have product container or label at hand.
------	---

Continued...

## Activator Powder for Sulfate Vacu-vials Kit

P102	Keep out of reach of children.
P103	Read label before use.
P264	Wash all exposed external body areas thoroughly after handling.
P270	Do not eat, drink or smoke when using this product.
P271	Use only outdoors or in a well-ventilated area.
P261	Avoid breathing dust/fume/gas/mist/vapours/spray.

### Precautionary statement(s) Response

P301+P310	IF SWALLOWED: Immediately call a POISON CENTER/doctor/physician/first aider
P330	Rinse mouth.
P312	Call a POISON CENTER/doctor/physician/first aider/if you feel unwell.
P304+P340	IF INHALED: Remove person to fresh air and keep comfortable for breathing.

### Precautionary statement(s) Storage

P405	Store locked up.
------	------------------

### Precautionary statement(s) Disposal

P501	Dispose of contents/container to authorised chemical landfill or if organic to high temperature incineration
------	--

## SECTION 3 COMPOSITION / INFORMATION ON INGREDIENTS

### Substances

See section below for composition of Mixtures

### Mixtures

CAS No	%[weight]	Name
10326-27-9	100	<a href="#">barium chloride, dihydrate</a>

## SECTION 4 FIRST AID MEASURES

### Description of first aid measures

<b>Eye Contact</b>	<p>If this product comes in contact with the eyes:</p> <ul style="list-style-type: none"> <li>▶ Immediately hold eyelids apart and flush the eye continuously with running water.</li> <li>▶ Ensure complete irrigation of the eye by keeping eyelids apart and away from eye and moving the eyelids by occasionally lifting the upper and lower lids.</li> <li>▶ Continue flushing until advised to stop by the Poisons Information Centre or a doctor, or for at least 15 minutes.</li> <li>▶ Transport to hospital or doctor without delay.</li> <li>▶ Removal of contact lenses after an eye injury should only be undertaken by skilled personnel.</li> </ul>
<b>Skin Contact</b>	<p>If skin contact occurs:</p> <ul style="list-style-type: none"> <li>▶ Immediately remove all contaminated clothing, including footwear.</li> <li>▶ Flush skin and hair with running water (and soap if available).</li> <li>▶ Seek medical attention in event of irritation.</li> </ul>
<b>Inhalation</b>	<ul style="list-style-type: none"> <li>▶ If fumes or combustion products are inhaled remove from contaminated area.</li> <li>▶ Lay patient down. Keep warm and rested.</li> <li>▶ Prostheses such as false teeth, which may block airway, should be removed, where possible, prior to initiating first aid procedures.</li> <li>▶ Apply artificial respiration if not breathing, preferably with a demand valve resuscitator, bag-valve mask device, or pocket mask as trained. Perform CPR if necessary.</li> <li>▶ Transport to hospital, or doctor.</li> </ul>
<b>Ingestion</b>	<ul style="list-style-type: none"> <li>▶ <b>IF SWALLOWED, REFER FOR MEDICAL ATTENTION, WHERE POSSIBLE, WITHOUT DELAY.</b></li> <li>▶ For advice, contact a Poisons Information Centre or a doctor.</li> <li>▶ Urgent hospital treatment is likely to be needed.</li> <li>▶ In the mean time, qualified first-aid personnel should treat the patient following observation and employing supportive measures as indicated by the patient's condition.</li> <li>▶ If the services of a medical officer or medical doctor are readily available, the patient should be placed in his/her care and a copy of the MSDS should be provided. Further action will be the responsibility of the medical specialist.</li> <li>▶ If medical attention is not available on the worksite or surroundings send the patient to a hospital together with a copy of the MSDS.</li> </ul> <p><b>Where medical attention is not immediately available or where the patient is more than 15 minutes from a hospital or unless instructed otherwise:</b></p> <ul style="list-style-type: none"> <li>▶ <b>INDUCE</b> vomiting with fingers down the back of the throat, <b>ONLY IF CONSCIOUS</b>. Lean patient forward or place on left side (head-down position, if possible) to maintain open airway and prevent aspiration.</li> </ul> <p><b>NOTE:</b> Wear a protective glove when inducing vomiting by mechanical means.</p>

### Indication of any immediate medical attention and special treatment needed

- ▶ After ingestion of barium acid salts, severe gastro-intestinal irritation followed by muscle twitching, progressive flaccid paralysis and severe hypokalaemia and hypertension, occurs.
- ▶ Respiratory failure, renal failure and occasional cardiac dysrhythmias may result from an acute ingestion.
- ▶ Use sodium sulfate as a cathartic. Add 5-10 gm of sodium sulfate to lavage solution or as fluid supplement to Ipecac syrup (the sulfate salt is not absorbed)
- ▶ Monitor cardiac rhythm and serum potassium closely to establish the trend over the first 24 hours. Large doses of potassium may be needed to correct the hypokalaemia.
- ▶ Administer generous amounts of fluid replacement but monitor the urine and serum for evidence of renal failure. [Ellenhorn and Barceloux: Medical Toxicology]

## Activator Powder for Sulfate Vacu-vials Kit

### SECTION 5 FIREFIGHTING MEASURES

#### Extinguishing media

	<ul style="list-style-type: none"> <li>▶ Water spray or fog.</li> <li>▶ Foam.</li> <li>▶ Dry chemical powder.</li> <li>▶ BCF (where regulations permit).</li> <li>▶ Carbon dioxide.</li> </ul>
--	--

#### Special hazards arising from the substrate or mixture

<b>Fire Incompatibility</b>	None known.
-----------------------------	-------------

#### Advice for firefighters

<b>Fire Fighting</b>	<ul style="list-style-type: none"> <li>▶ Alert Fire Brigade and tell them location and nature of hazard.</li> <li>▶ Wear breathing apparatus plus protective gloves.</li> <li>▶ Prevent, by any means available, spillage from entering drains or water courses.</li> <li>▶ Use fire fighting procedures suitable for surrounding area.</li> <li>▶ <b>DO NOT</b> approach containers suspected to be hot.</li> </ul>
<b>Fire/Explosion Hazard</b>	<ul style="list-style-type: none"> <li>▶ Non combustible.</li> <li>▶ Not considered a significant fire risk, however containers may burn.</li> </ul> <p>Decomposition may produce toxic fumes of; hydrogen chloride. Decomposes at high temperatures to produce barium oxide. Barium oxide is strongly alkaline and, upon contact with water, is exothermic. When barium oxide reacts with oxygen to give a peroxide, there is a fire and explosion risk.</p>

### SECTION 6 ACCIDENTAL RELEASE MEASURES

#### Personal precautions, protective equipment and emergency procedures

<b>Minor Spills</b>	<ul style="list-style-type: none"> <li>▶ Remove all ignition sources.</li> <li>▶ Clean up all spills immediately.</li> <li>▶ Avoid contact with skin and eyes.</li> <li>▶ Control personal contact with the substance, by using protective equipment.</li> <li>▶ Use dry clean up procedures and avoid generating dust.</li> </ul>
<b>Major Spills</b>	<ul style="list-style-type: none"> <li>▶ Clear area of personnel and move upwind.</li> <li>▶ Alert Fire Brigade and tell them location and nature of hazard.</li> <li>▶ Wear breathing apparatus plus protective gloves.</li> <li>▶ Prevent, by any means available, spillage from entering drains or water courses.</li> <li>▶ No smoking, naked lights or ignition sources.</li> </ul>

Personal Protective Equipment advice is contained in Section 8 of the MSDS.

### SECTION 7 HANDLING AND STORAGE

#### Precautions for safe handling

<b>Safe handling</b>	<ul style="list-style-type: none"> <li>▶ Avoid all personal contact, including inhalation.</li> <li>▶ Wear protective clothing when risk of exposure occurs.</li> <li>▶ Use in a well-ventilated area.</li> <li>▶ Prevent concentration in hollows and sumps.</li> <li>▶ <b>DO NOT enter confined spaces until atmosphere has been checked.</b></li> </ul> <p><b>Wear impact- and splash-resistant eyewear.</b></p>
<b>Other information</b>	<ul style="list-style-type: none"> <li>▶ Store in original containers.</li> <li>▶ Keep containers securely sealed.</li> <li>▶ Store in a cool, dry, well-ventilated area.</li> <li>▶ Store away from incompatible materials and foodstuff containers.</li> <li>▶ Protect containers against physical damage and check regularly for leaks.</li> </ul> <p><b>For optimum analytical performance, store in the dark and at room temperature.</b></p>

#### Conditions for safe storage, including any incompatibilities

<b>Suitable container</b>	<ul style="list-style-type: none"> <li>▶ Glass container is suitable for laboratory quantities</li> <li>▶ Lined metal can, lined metal pail/ can.</li> <li>▶ Plastic pail.</li> <li>▶ Polyliner drum.</li> <li>▶ Packing as recommended by manufacturer.</li> <li>▶ Check all containers are clearly labelled and free from leaks.</li> </ul>
<b>Storage incompatibility</b>	<ul style="list-style-type: none"> <li>▶ Avoid strong acids, acid chlorides, acid anhydrides and chloroformates.</li> </ul>

#### PACKAGE MATERIAL INCOMPATIBILITIES

Not Available

### SECTION 8 EXPOSURE CONTROLS / PERSONAL PROTECTION

#### Control parameters

#### OCCUPATIONAL EXPOSURE LIMITS (OEL)

#### INGREDIENT DATA

Continued...

## Activator Powder for Sulfate Vacu-vials Kit


Source	Ingredient	Material name	TWA	STEL	Peak	Notes
US OSHA Permissible Exposure Levels (PELs) - Table Z1	barium chloride, dihydrate	Barium, soluble compounds	0.5 mg/m <sup>3</sup>	Not Available	Not Available	(as Ba)
US ACGIH Threshold Limit Values (TLV)	barium chloride, dihydrate	Barium and soluble compounds, as Ba(1990)	0.5 mg/m <sup>3</sup>	Not Available	Not Available	TLV® Basis: Eye, skin, & GI irr; muscular stim
US NIOSH Recommended Exposure Limits (RELs)	barium chloride, dihydrate	Barium dichloride	0.5 mg/m <sup>3</sup>	Not Available	Not Available	[*Note: The REL also applies to other soluble barium compounds (as Ba) except Barium sulfate.]

## EMERGENCY LIMITS

Ingredient	Material name	TEEL-1	TEEL-2	TEEL-3
barium chloride, dihydrate	Barium chloride dihydrate	2.7 mg/m <sup>3</sup>	330 mg/m <sup>3</sup>	2000 mg/m <sup>3</sup>
barium chloride, dihydrate	Barium chloride	2.3 mg/m <sup>3</sup>	280 mg/m <sup>3</sup>	1700 mg/m <sup>3</sup>

Ingredient	Original IDLH	Revised IDLH
barium chloride, dihydrate	1,100 mg/m <sup>3</sup>	50 mg/m <sup>3</sup>

## Exposure controls

<b>Appropriate engineering controls</b>	<p>Engineering controls are used to remove a hazard or place a barrier between the worker and the hazard. Well-designed engineering controls can be highly effective in protecting workers and will typically be independent of worker interactions to provide this high level of protection.</p> <p>The basic types of engineering controls are:</p> <p>Process controls which involve changing the way a job activity or process is done to reduce the risk.</p> <p>Enclosure and/or isolation of emission source which keeps a selected hazard "physically" away from the worker and ventilation that strategically "adds" and "removes" air in the work environment. Ventilation can remove or dilute an air contaminant if designed properly.</p>
<b>Personal protection</b>	
<b>Eye and face protection</b>	<ul style="list-style-type: none"> <li>Safety glasses with side shields.</li> <li>Chemical goggles.</li> <li>Contact lenses may pose a special hazard; soft contact lenses may absorb and concentrate irritants. A written policy document, describing the wearing of lenses or restrictions on use, should be created for each workplace or task. This should include a review of lens absorption and adsorption for the class of chemicals in use and an account of injury experience.</li> </ul>
<b>Skin protection</b>	See Hand protection below
<b>Hands/feet protection</b>	<ul style="list-style-type: none"> <li>Wear chemical protective gloves, e.g. PVC.</li> <li>Wear safety footwear or safety gumboots, e.g. Rubber</li> </ul> <p>The selection of suitable gloves does not only depend on the material, but also on further marks of quality which vary from manufacturer to manufacturer. Where the chemical is a preparation of several substances, the resistance of the glove material can not be calculated in advance and has therefore to be checked prior to the application.</p> <p>The exact break through time for substances has to be obtained from the manufacturer of the protective gloves and has to be observed when making a final choice.</p> <p>Suitability and durability of glove type is dependent on usage.</p>
<b>Body protection</b>	See Other protection below
<b>Other protection</b>	<ul style="list-style-type: none"> <li>Overalls.</li> <li>Eyewash unit.</li> <li>Barrier cream.</li> <li>Skin cleansing cream.</li> </ul>
<b>Thermal hazards</b>	Not Available

## Recommended material(s)

## GLOVE SELECTION INDEX

Glove selection is based on a modified presentation of the:

"Forsberg Clothing Performance Index".

The effect(s) of the following substance(s) are taken into account in the **computer-generated** selection:

Activator Powder for Sulfate Vacu-vials Kit Not Available

Material	CPI

\* CPI - Chemwatch Performance Index

A: Best Selection

B: Satisfactory; may degrade after 4 hours continuous immersion

C: Poor to Dangerous Choice for other than short term immersion

**NOTE:** As a series of factors will influence the actual performance of the glove, a final selection must be based on detailed observation. -

\* Where the glove is to be used on a short term, casual or infrequent basis, factors such as "feel" or convenience (e.g. disposability), may dictate a choice of gloves which might otherwise be unsuitable following long-term or frequent use. A qualified practitioner should be consulted.

## Respiratory protection

Particulate. (AS/NZS 1716 & 1715, EN 143:000 & 149:001, ANSI Z88 or national equivalent)

Required Minimum Protection Factor	Half-Face Respirator	Full-Face Respirator	Powered Air Respirator
up to 10 x ES	P1 Air-line*	-	PAPR-P1
up to 50 x ES	Air-line**	P2	PAPR-P2
up to 100 x ES	-	P3	-
		Air-line*	-
100+ x ES	-	Air-line**	PAPR-P3

\* - Negative pressure demand \*\* - Continuous flow

A(All classes) = Organic vapours, B AUS or B1 = Acid gasses, B2 = Acid gas or hydrogen cyanide(HCN), B3 = Acid gas or hydrogen cyanide(HCN), E = Sulfur dioxide(SO<sub>2</sub>), G = Agricultural chemicals, K = Ammonia(NH<sub>3</sub>), Hg = Mercury, NO = Oxides of nitrogen, MB = Methyl bromide, AX = Low boiling point organic compounds(below 65 degC)

## SECTION 9 PHYSICAL AND CHEMICAL PROPERTIES

## Information on basic physical and chemical properties

## Activator Powder for Sulfate Vacu-vials Kit

<b>Appearance</b>	White		
<b>Physical state</b>	Solid	<b>Relative density (Water = 1)</b>	3.86
<b>Odour</b>	Odourless	<b>Partition coefficient n-octanol / water</b>	Not Available
<b>Odour threshold</b>	Not Available	<b>Auto-ignition temperature (°C)</b>	Not Available
<b>pH (as supplied)</b>	Not Available	<b>Decomposition temperature</b>	Not Available
<b>Melting point / freezing point (°C)</b>	962	<b>Viscosity (cSt)</b>	Not Available
<b>Initial boiling point and boiling range (°C)</b>	1560	<b>Molecular weight (g/mol)</b>	Not Available
<b>Flash point (°C)</b>	Not Applicable	<b>Taste</b>	Not Available
<b>Evaporation rate</b>	Not Available	<b>Explosive properties</b>	Not Available
<b>Flammability</b>	Not Applicable	<b>Oxidising properties</b>	Not Available
<b>Upper Explosive Limit (%)</b>	Not Available	<b>Surface Tension (dyn/cm or mN/m)</b>	Not Applicable
<b>Lower Explosive Limit (%)</b>	Not Available	<b>Volatile Component (%vol)</b>	Not Available
<b>Vapour pressure (kPa)</b>	Not Available	<b>Gas group</b>	Not Available
<b>Solubility in water (g/L)</b>	Miscible	<b>pH as a solution</b>	5-8
<b>Vapour density (Air = 1)</b>	Not Available	<b>VOC g/L</b>	Not Available

## SECTION 10 STABILITY AND REACTIVITY

<b>Reactivity</b>	See section 7
<b>Chemical stability</b>	<ul style="list-style-type: none"> <li>▶ Unstable in the presence of incompatible materials.</li> <li>▶ Product is considered stable.</li> <li>▶ Hazardous polymerisation will not occur.</li> </ul>
<b>Possibility of hazardous reactions</b>	See section 7
<b>Conditions to avoid</b>	See section 7
<b>Incompatible materials</b>	See section 7
<b>Hazardous decomposition products</b>	See section 5

## SECTION 11 TOXICOLOGICAL INFORMATION

## Information on toxicological effects

<b>Inhaled</b>	Inhalation of dusts, generated by the material, during the course of normal handling, may be harmful. There is some evidence to suggest that the material can cause respiratory irritation in some persons. The body's response to such irritation can cause further lung damage. Barium fumes are respiratory irritants. Over-exposure to barium dusts and fume may result in rhinitis, frontal headache, wheezing, laryngeal spasm, salivation and anorexia.
<b>Ingestion</b>	<b>Toxic effects</b> may result from the accidental ingestion of the material; animal experiments indicate that ingestion of less than 40 gram may be fatal or may produce serious damage to the health of the individual. Ingestion of soluble barium compounds may result in ulceration of the mucous membranes of the gastrointestinal tract, tightness in the muscles of the face and neck, gastroenteritis, vomiting, diarrhoea, muscular tremors and paralysis, anxiety, weakness, laboured breathing, cardiac irregularity due to contractions of smooth striated and cardiac muscles (often violent and painful), slow irregular pulse, hypertension, convulsions and respiratory failure.
<b>Skin Contact</b>	The material is not thought to be a skin irritant (as classified by EC Directives using animal models). Abrasive damage however, may result from prolonged exposures. Skin contact with the material may damage the health of the individual; systemic effects may result following absorption. Open cuts, abraded or irritated skin should not be exposed to this material. Entry into the blood-stream, through, for example, cuts, abrasions or lesions, may produce systemic injury with harmful effects. Examine the skin prior to the use of the material and ensure that any external damage is suitably protected.
<b>Eye</b>	Although the material is not thought to be an irritant (as classified by EC Directives), direct contact with the eye may cause transient discomfort characterised by tearing or conjunctival redness (as with windburn). Slight abrasive damage may also result.
<b>Chronic</b>	Substance accumulation, in the human body, may occur and may cause some concern following repeated or long-term occupational exposure. Barium compounds may cause high blood pressure, airway irritation and damage the liver, spleen and bone marrow. Prolonged exposure may cause a lung inflammation and scarring.

<b>Activator Powder for Sulfate Vacu-vials Kit</b>	<b>TOXICITY</b>	<b>IRRITATION</b>
<b>Activator Powder for Sulfate Vacu-vials Kit</b>	<b>TOXICITY</b>	<b>IRRITATION</b>

<b>Acute Toxicity</b>	✓	<b>Carcinogenicity</b>	⊘
<b>Skin Irritation/Corrosion</b>	⊘	<b>Reproductivity</b>	⊘
<b>Serious Eye Damage/Irritation</b>	⊘	<b>STOT - Single Exposure</b>	⊘

Continued...

## Activator Powder for Sulfate Vacu-vials Kit

Respiratory or Skin sensitisation	☹	STOT - Repeated Exposure	☹
Mutagenicity	☹	Aspiration Hazard	☹

Legend: ✔ – Data required to make classification available  
✘ – Data available but does not fill the criteria for classification  
☹ – Data Not Available to make classification

## CMR STATUS

Not Applicable

## SECTION 12 ECOLOGICAL INFORMATION

## Toxicity

For Chloride: Although inorganic chloride ions are not normally considered toxic they can exist in effluents at acutely toxic levels. Incidental exposure to inorganic chloride may occur in occupational settings where chemicals management policies are improperly applied. The toxicity of chloride salts depends on the counter-ion (cation) present; that of chloride itself is unknown. Chloride toxicity has not been observed in humans except in the special case of impaired sodium chloride metabolism, e.g. in congestive heart failure. Healthy individuals can tolerate the intake of large quantities of chloride provided that there is an intake of fresh water following ingestion.

## Persistence and degradability

Ingredient	Persistence: Water/Soil	Persistence: Air
barium chloride, dihydrate	HIGH	HIGH

## Bioaccumulative potential

Ingredient	Bioaccumulation
barium chloride, dihydrate	LOW (BCF = 60)

## Mobility in soil

Ingredient	Mobility
barium chloride, dihydrate	LOW (KOC = 23.74)


## SECTION 13 DISPOSAL CONSIDERATIONS

## Waste treatment methods

Product / Packaging disposal	Dispose of according to federal, state, and local regulations.

## SECTION 14 TRANSPORT INFORMATION

## Labels Required

	
Marine Pollutant	NO

## Land transport (DOT)

UN number	1564
Packing group	III
UN proper shipping name	Barium compounds, n.o.s. (contains barium chloride, dihydrate)
Environmental hazard	No relevant data
Transport hazard class(es)	Class : 6.1
Special precautions for user	Special provisions : IB8, IP3, T1, TP33

## Air transport (ICAO-IATA / DGR)

UN number	1564
Packing group	III
UN proper shipping name	Barium compound, n.o.s. * (contains barium chloride, dihydrate)
Environmental hazard	No relevant data
Transport hazard class(es)	ICAO/IATA Class : 6.1 ICAO / IATA Subrisk : Not Applicable ERG Code : 6L



## Activator Powder for Sulfate Vacu-vials Kit

Special precautions for user	Special provisions	A3A82
	Cargo Only Packing Instructions	677
	Cargo Only Maximum Qty / Pack	200 kg
	Passenger and Cargo Packing Instructions	670
	Passenger and Cargo Maximum Qty / Pack	100 kg
	Passenger and Cargo Limited Quantity Packing Instructions	Y645
	Passenger and Cargo Limited Maximum Qty / Pack	10 kg

## Sea transport (IMDG-Code / GGVSee)

UN number	1564	
Packing group	III	
UN proper shipping name	BARIUM COMPOUND, N.O.S. (contains barium chloride, dihydrate)	
Environmental hazard	Not Applicable	
Transport hazard class(es)	IMDG Class	6.1
	IMDG Subrisk	Not Applicable
Special precautions for user	EMS Number	F-A , S-A
	Special provisions	177 223 274
	Limited Quantities	5 kg

## SECTION 15 REGULATORY INFORMATION

## Safety, health and environmental regulations / legislation specific for the substance or mixture

barium chloride, dihydrate(10326-27-9) is found on the following regulatory lists	"US ATSDR Minimal Risk Levels for Hazardous Substances (MRLs)", "US - Tennessee Occupational Exposure Limits - Limits For Air Contaminants", "US - Idaho - Limits for Air Contaminants", "US - Hawaii Air Contaminant Limits", "US - California Permissible Exposure Limits for Chemical Contaminants", "US ACGIH Threshold Limit Values (TLV) - Carcinogens", "US - Vermont Permissible Exposure Limits Table Z-1-A Final Rule Limits for Air Contaminants", "US - Oregon Permissible Exposure Limits (Z-1)", "US - Michigan Exposure Limits for Air Contaminants", "US EPA Carcinogens Listing", "US NIOSH Recommended Exposure Limits (RELs)", "US - Alaska Limits for Air Contaminants", "US - Washington Permissible exposure limits of air contaminants", "US - Minnesota Permissible Exposure Limits (PELs)", "US ACGIH Threshold Limit Values (TLV)", "US - Vermont Permissible Exposure Limits Table Z-1-A Transitional Limits for Air Contaminants", "US Toxic Substances Control Act (TSCA) - Chemical Substance Inventory", "US - Wyoming Toxic and Hazardous Substances Table Z1 Limits for Air Contaminants", "US OSHA Permissible Exposure Levels (PELs) - Table Z1"
---	---

## SECTION 16 OTHER INFORMATION

## Other information

Classification of the preparation and its individual components has drawn on official and authoritative sources as well as independent review by the Chemwatch Classification committee using available literature references.

A list of reference resources used to assist the committee may be found at:

[www.chemwatch.net/references](http://www.chemwatch.net/references)

The (M)SDS is a Hazard Communication tool and should be used to assist in the Risk Assessment. Many factors determine whether the reported Hazards are Risks in the workplace or other settings. Risks may be determined by reference to Exposures Scenarios. Scale of use, frequency of use and current or available engineering controls must be considered.

This document is copyright. Apart from any fair dealing for the purposes of private study, research, review or criticism, as permitted under the Copyright Act, no part may be reproduced by any process without written permission from CHEMWATCH. TEL (+61 3) 9572 4700.